



CITY OF CLEVELAND
Mayor Justin M. Bibb

2026 City of Cleveland

Landmarks Commission

Julie Trott, Commission Chair
Daniel Musson, Secretary





CITY OF CLEVELAND
Mayor Justin M. Bibb

Certificates of Appropriateness

April 23rd, 2026



Case 26-026

Certificate of Appropriateness

Ohio City Historic District

1786 Randall Road

Window and Siding Replacement

Project Representatives: Susan Broadwater, Beegan Architectural Design

Ward 7: Councilmember Davis



1786 Randall Road

PROJECT DESCRIPTION:

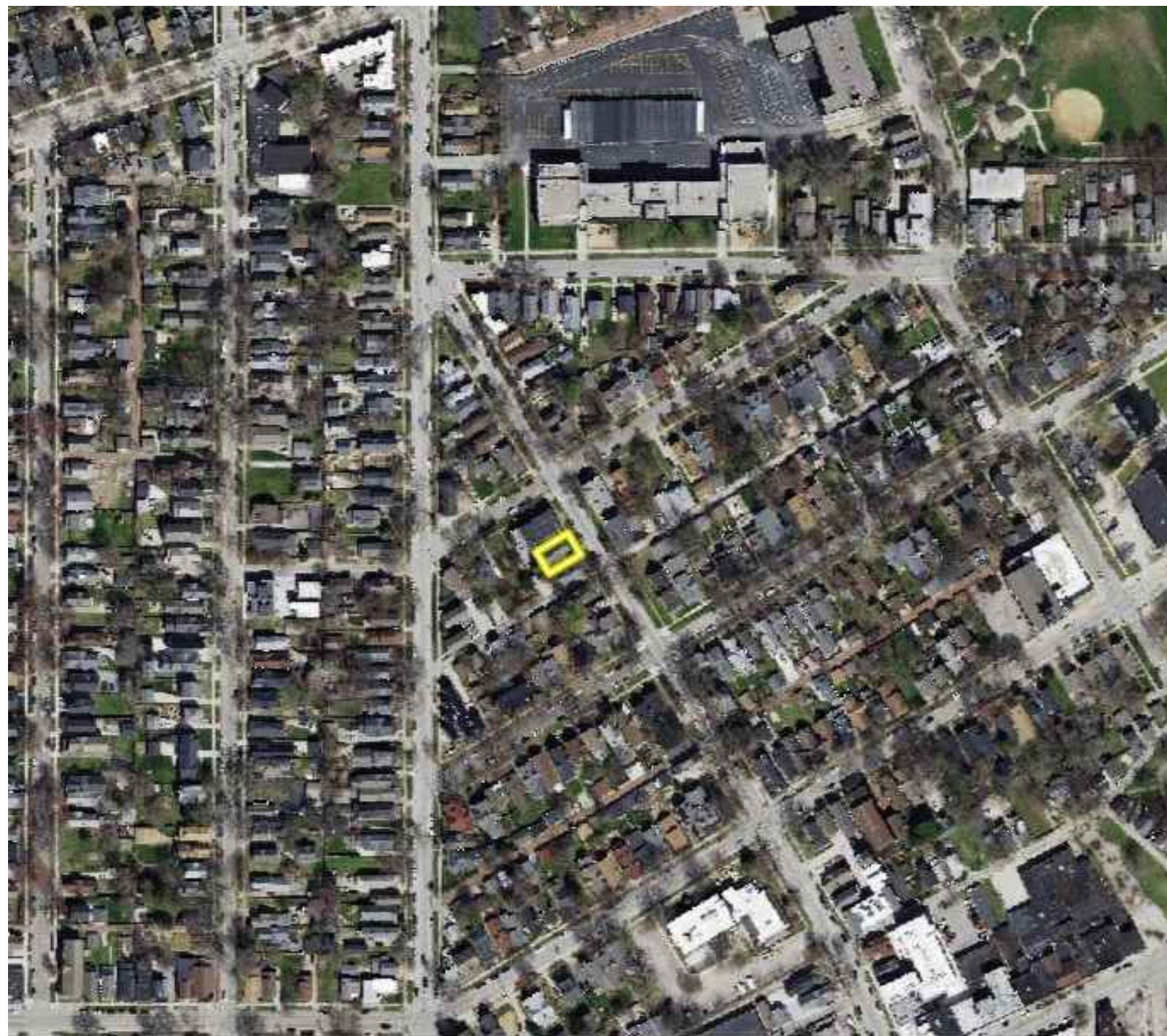
- A. ARCHITECTURAL: REPLACE EXTERIOR SIDING AND WINDOWS
- WALL SYSTEM: NOT IN PROGRAM
- FOUNDATION SYSTEM: NOT IN PROGRAM
- FLOOR SYSTEM: NOT IN PROGRAM
- ROOF SYSTEM: NOT IN PROGRAM
- B. STRUCTURAL: NOT IN PROGRAM
- C. MECHANICAL: NOT IN PROGRAM
- D. PLUMBING: NOT IN PROGRAM
- E. ELECTRICAL: NOT IN PROGRAM

SITE INFORMATION:

PROPERTY LOCATION: 1786 RANDALL ROAD, CLEVELAND, OHIO 44113
 ZONING DISTRICT: R-2
 PARCEL SIZE: 2,703 SF (0.06 ACRES)
 FRONT LOT LINE: RANDALL ROAD
 BUILDING COVERAGE: 71%

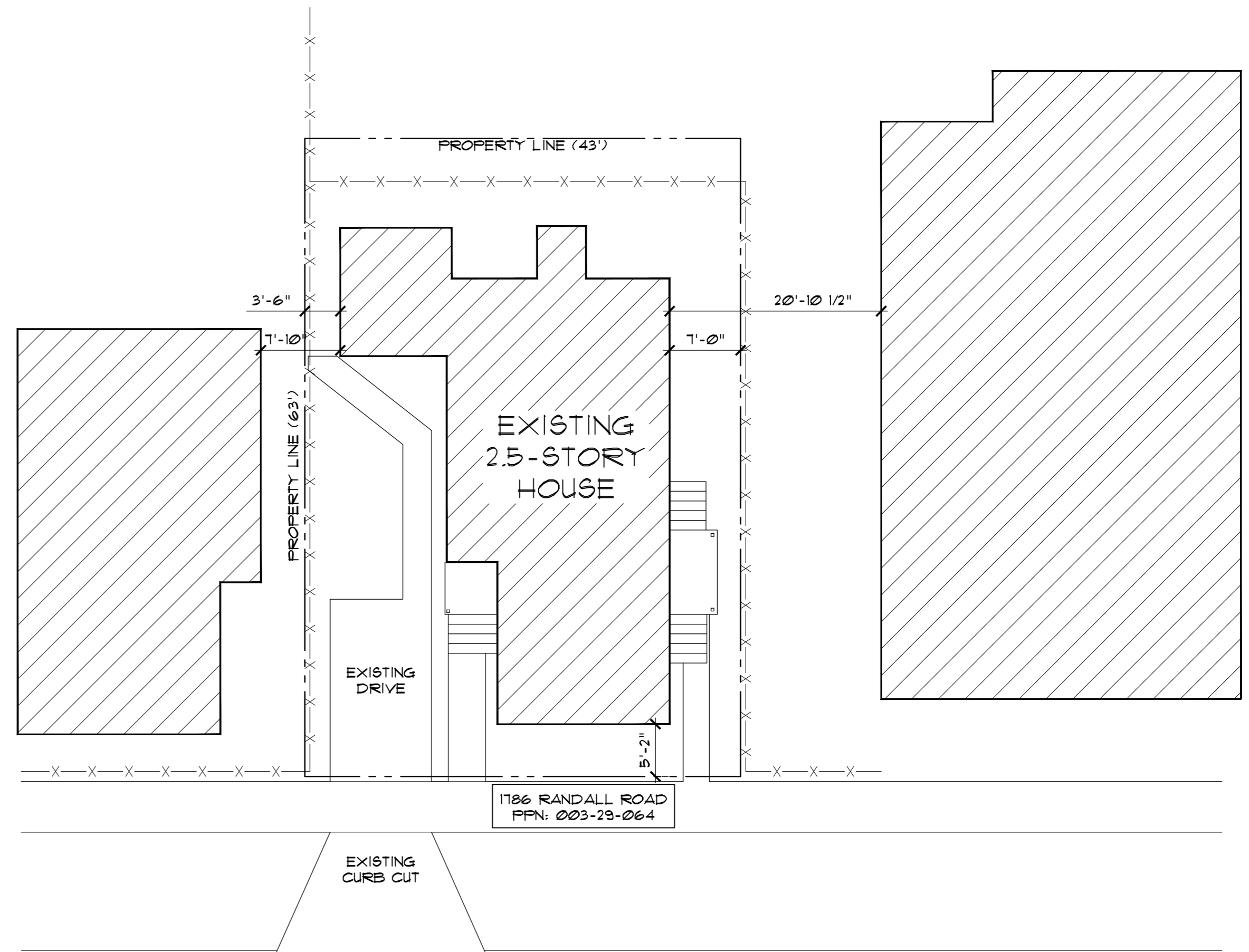
BUILDING INFORMATION:

- A. LAND USE: RESIDENTIAL
- B. PROJECT AREA: EXISTING HOUSE FOOTPRINT: 1,930 SF



SITE LOCATION MAP

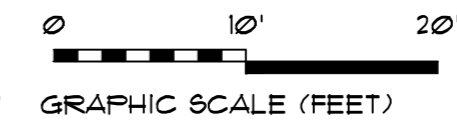
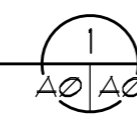
N.T.S.



RANDALL ROAD

SITE PLAN


1" = 10'-0"



1786 Randall Road



FROM THE SOUTH



FRONT



FROM THE NORTH

1786 Randall Road



CLOSE UP OF FRONT



WINDOW DETAIL



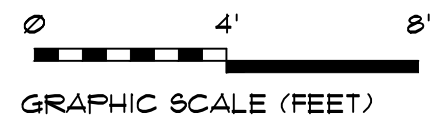
CLOSE UP OF NORTH SIDE



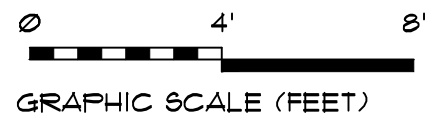
SLATE BLUE



FRONT ELEVATION A
 1/4" = 1'-0"



LEFT ELEVATION B
 1/4" = 1'-0"

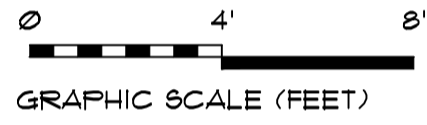


NOTE: ENTIRE BACK ELEVATION IS EXISTING VINYL SIDING, VINYL WINDOWS, AND WOOD TRIM TO BE PAINTED.



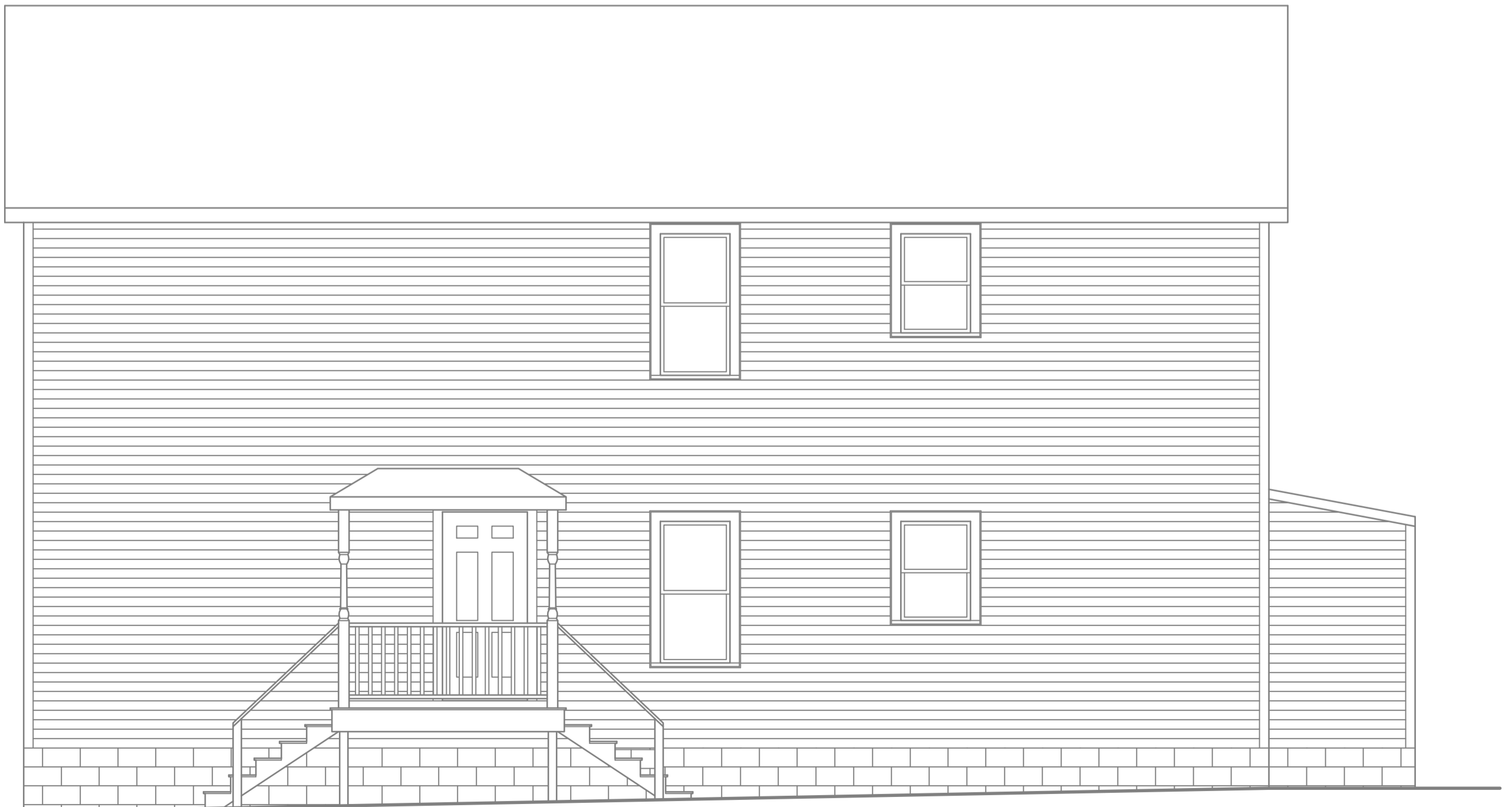
BACK ELEVATION

1/4" = 1'-0"



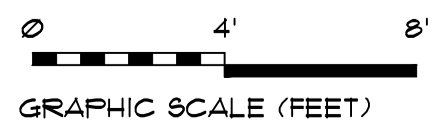
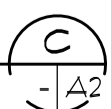
GRAPHIC SCALE (FEET)

NOTE: ENTIRE RIGHT ELEVATION IS EXISTING VINYL SIDING, VINYL WINDOWS, AND WOOD TRIM TO BE PAINTED.



RIGHT ELEVATION

1/4" = 1'-0"



GRAPHIC SCALE (FEET)

1786 Randall Road

OPTIONS


Whatever your project or style, the LP® SmartSide® Trim & Siding portfolio offers the versatility you need to achieve stunning results.

- Offerings include lap, trim, panel, vertical siding, soffit, shake, and accessory products that work together beautifully
- Many products are available in two textures – cedar and brushed smooth*
- Choose from primed products or prefinished offerings within our LP® SmartSide® ExpertFinish® color collection
- Can be utilized for new home construction, remodels, multifamily projects, or sheds and outdoor structures

*See Specifications section for availability by product.

14

THE LP® SMARTSIDE® TRIM & SIDING PORTFOLIO



Take a closer look at our complete suite of solutions on p.24.

LP SmartSide®
TRIM & SIDING

TWO TEXTURES. ENDLESS POSSIBILITIES.



Cedar Texture

Our cedar texture offers an authentic wood-grain aesthetic with timeless appeal.

LP® SmartSide® ExpertFinish® Lap and Trim in Abyss Black



Brushed Smooth

Modern and polished, brushed smooth features a lightly-textured surface with a uniform appearance and consistent sheen.

LP® SmartSide® ExpertFinish® Lap, Panel, and Trim in Snowstep White

See Specifications section for availability by product.

15

LP SMARTSIDE SIDING



LP® SmartSide® Primed Lap Siding



LP® SmartSide® Primed Lap

PRIMED AND READY TO PAINT

The complete LP® SmartSide® Trim & Siding product portfolio is available primed (unpainted) and ready to paint any color – giving you the flexibility to create the look you want. Our primed products offer exceptional paint adhesion and can be repainted over time.



Cedar Texture



Brushed Smooth

All primed products are available in cedar texture, and many come in brushed smooth.

16

See Specifications section for availability by product.



Our primed siding is a blank canvas for your color & style!

GETTING THE LOOK YOU WANT IS AS EASY AS 1, 2, 3.



1

Install primed (unpainted) trim and siding.



2

Paint LP® SmartSide® products using high-quality, exterior-grade 100% acrylic paint manufactured for wood or engineered wood use.



3

Put your style on display, while enjoying the lasting benefits of LP SmartSide Trim & Siding

LP® SmartSide® Lap and Trim in custom color

See LPCorp.com for detailed installation instructions.

17



FINISH - FACTORY PRIMED AND PAINTED ON SITE TO MATCH VINYL


1786 Randall Road

.040"

Cedar Creek™

Simple, reliable siding that's easy to choose and easy to live with. A smart start for lasting protection.

AVAILABLE IN





.040"
thickness

horizontal
siding

woodgrain
texture


161 mph
max. wind rating*

low
maintenance


You'll want to take this new-found maintenance freedom to all corners of your home!

Cedar Creek vinyl siding becomes an even greater value when you couple it with ABTCO soffit and accessories. They are a great complement to the siding that makes your whole home exterior low-maintenance.

Vinyl soffits come in many designs and widths, with special venting perforations that help the necessary exchange of air and moisture. There are also special window and door trims that do a great job of protecting your house and looking just like wood trim at the same time. Most of these accessories and trims come in a broad variety of colors to match your siding exactly, or provide a nice architectural statement in a contrasting shade.



- .040" thickness
- Weathered woodgrain appearance
- High-grade vinyl compounds and UV inhibitors
- LineLock™ panel locking system
- 1/2" lap profile
- Vapor Vent™ weep hole system



The most affordable option in the product line, Cedar Creek™ vinyl siding is textured with a weathered wood grain that is built to withstand the elements. Manufactured with the same UV protection as our premium lines, and certified under the Vinyl Siding Institute certification program, Cedar Creek siding is available in two profiles and a range of colors for a beautiful, durable and affordable alternative to wood.

- .040" thickness exceeds ASTM D3679 minimum requirements.
- LineLock™ panel locking system means quick and easy installation.
- High-grade vinyl compounds and UV inhibitors mean outstanding resistance to the elements.
- 1/2" profile depth offers excellent rigidity and attractive shadow lines.
- VaporVent™ weep hole system helps channel condensed water vapor away from the siding.

White	Heritage Gray	Sandstone	Khaki	Blue Stone
Native Clay	Gray	Fogbound	Classic Linen	Sage
White Sands	Stone Gray	Oak Moss	Prairie Wheat	

All colors not available in all profiles. Please check availability.

16 *Wind Rating calculations based on ASTM D3679, ASCE 7-16, 30ft High, Exposure B 17

VINYL SIDING

V3 SERIES



V3 Series double-hung windows

V1 SERIES



V1 Series single-hung windows

A range of choices for a variety of homes.

Whether you prefer traditional styling, a contemporary look, a lot of options or just the basics, there are two series of Silver Line™ windows and patio doors to help meet your needs and your budget.



V3 SERIES

FEATURES

- Enhanced styling and performance
- A full portfolio, offering a variety of features, options and sizes
- Dark Bronze or Black exterior color options available
- Available with glass options that may be ENERGY STAR® certified for greater energy efficiency
- Low-maintenance vinyl construction inside and out
- Custom sizes available
- Backed by Limited Lifetime Warranty*

V1 SERIES

FEATURES

- Simple design with slim profiles
- Most popular features, options and sizes
- Low-maintenance vinyl construction inside and out
- Custom sizes available
- Backed by Limited Lifetime Warranty*



*Visit silverlinewindows.com for warranty details. 5

VINYL WINDOWS

Case 26-027

Certificate of Appropriateness

Public Auditorium
Mall Historic District

Public Auditorium and Conference Center 500 Lakeside Avenue

Cleveland Charge Signage

Project Representatives: Damiane' Handa, Expedite the Deihl LLC

Ward 8: Councilmember Howse-Jones



Case 26-018

Certificate of Appropriateness

Ohio City Historic District

5013 Franklin Boulevard

New Construction

Project Representatives: Chris Salerno, F1 Contracting


Ward 7: Councilmember Davis

Schematic Review
completed March 12th,
2026





① SITE MAP
1 1/2" = 1'-0"




① ADJACENT PROPERTY - EAST OF SITE
1" = 1'-0"



② CURRENT SITE CONDITIONS
1" = 1'-0"



③ ADJACENT PROPERTY - WEST OF SITE
1" = 1'-0"



④ NEARBY PROPERTY AT INTERSECTION - EAST OF SITE
1" = 1'-0"



⑤ LOCAL BUSINESS DIRECTLY ACROSS STREET - NORTH
1" = 1'-0"



① STREET VIEW 1
1/2" = 1'-0"



② STREET VIEW 2
1/2" = 1'-0"




③ STREET VIEW 3
1/2" = 1'-0"



⑥ 4815 FRANKLIN AVE
1" = 1'-0"

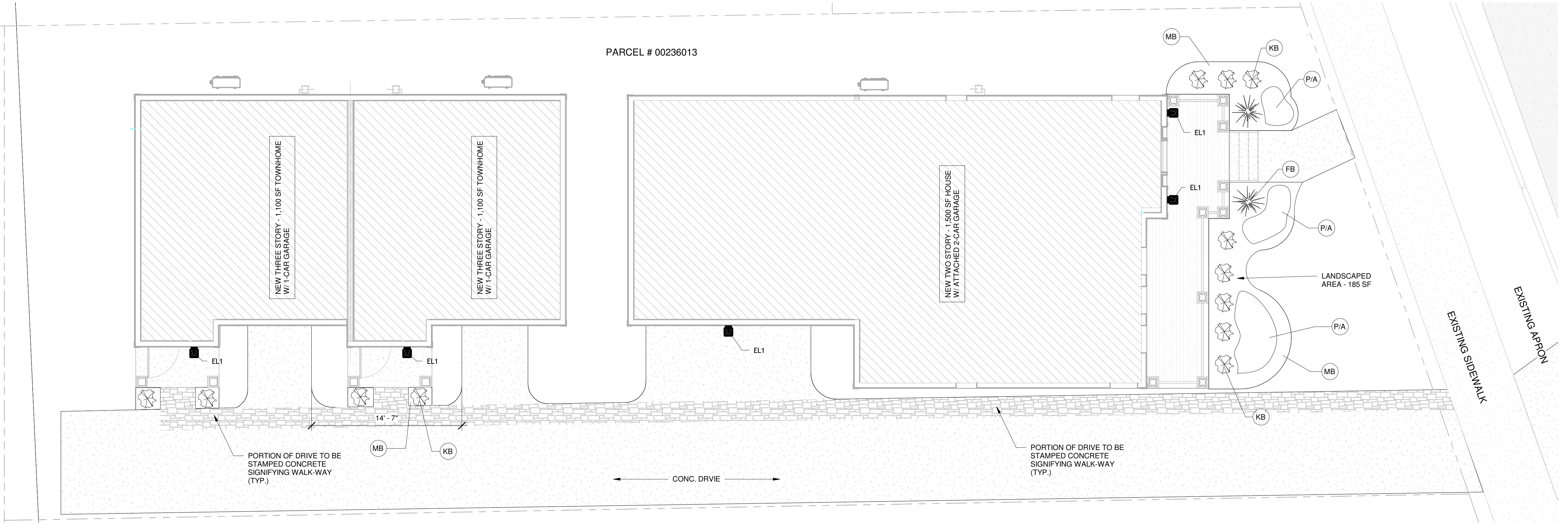


④ 1825 W 50 ST
1" = 1'-0"




⑤ 1827 50TH ST
1" = 1'-0"

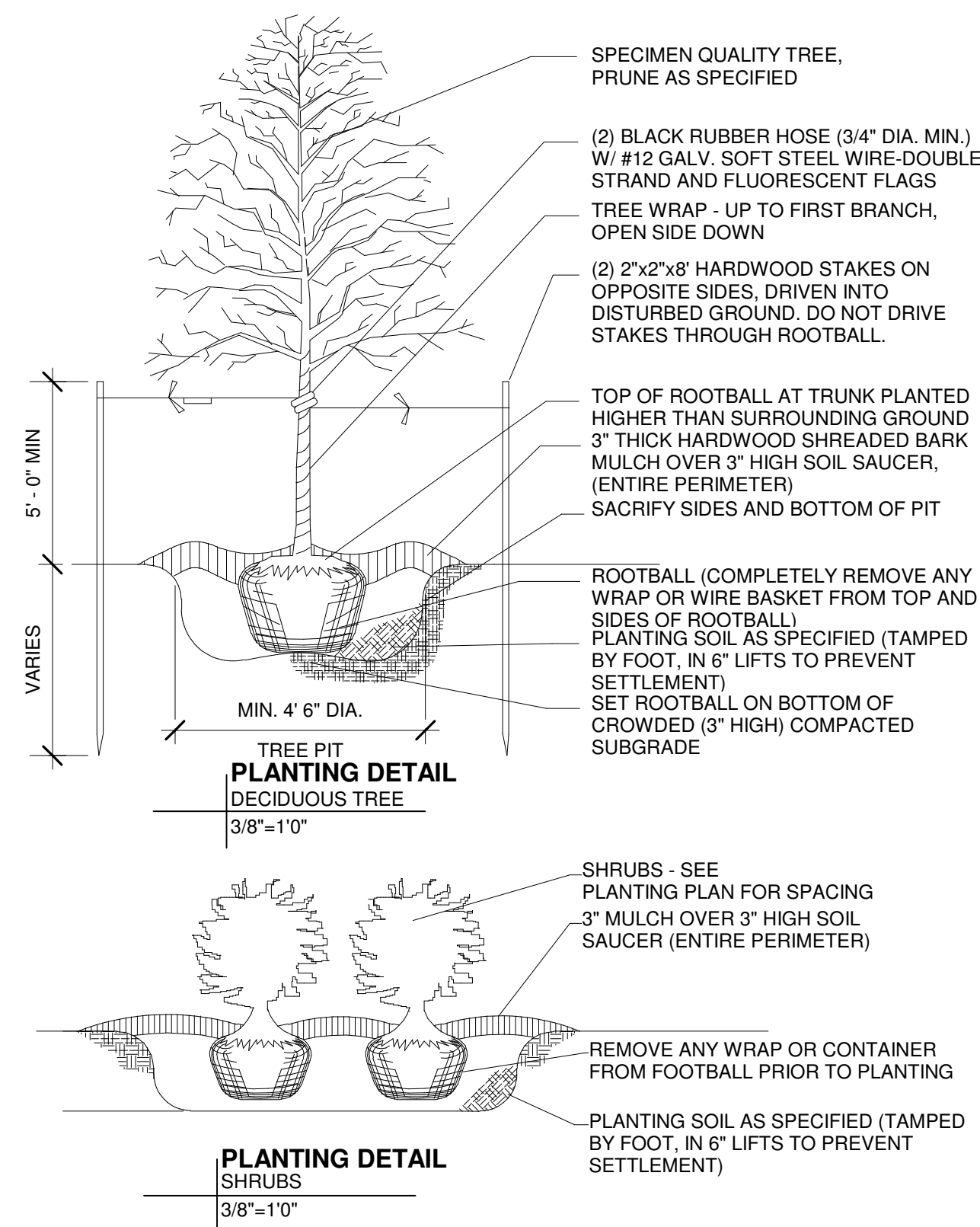
PARCEL # 00236013



1 LANDSCAPE PLAN
3/16" = 1'-0"

LANDSCAPE NOTES

- PLANTING AREAS TO BE FILLED WITH CLEAN FILL (IE.: SAND/CLAY) AS APPROVED BY ARCHITECT.
- ALL LAWN AREA TO RECEIVE A MINIMUM OF 4" STATED SPECIFIED TOPSOIL. PLANT BEDS TO RECEIVE A MINIMUM OF 9" TOPSOIL.
- MULCH ALL PLANTING WITH 3" SHREDDED HARDWOOD BARK MULCH. ROCK OR SHREDDED RUBBER SHALL NOT BE USED TO MULCH LANDSCAPE BEDS.
- ALL PLANTS ARE TO BE LIVING AND PART OF THE ACCEPTABLE PLANT LIST AS DETERMINED BY THE CITY OF SACRAMENTO HILL ZONING ORDINANCE. PLANT MATERIAL USED IN CONFORMANCE WITH THE PROVISIONS OF THIS SECTION SHALL CONFORM TO THE STANDARDS OF THE AMERICAN ASSOCIATION OF THE NURSERYMEN AND SHALL HAVE PASSED ANY INSPECTIONS REQUIRED UNDER STATE REGULATIONS. TREES SHALL BE BALLED AND BURLAPPED OR IN CONTAINERS. SHRUBS, VINES AND GROUND COVERS CAN BE PLANTED AS BARE ROOT AS WELL AS BALLED AND BURLAPPED OR IN CONTAINERS. NURSERY STOCK IDENTIFICATION TAGS SHALL NOT BE REMOVED FROM ANY PLANTING PRIOR TO INSPECTION AND APPROVAL OF FINAL INSTALLATION BY THE CITY.
- DECIDUOUS TREE SPECIES SHALL BE A MINIMUM OF TEN (10) FEET OVERALL HEIGHT AND TWO (2) INCHES MINIMUM CALIPER AT TIME OF PLANTING.
- TREES SHALL BE PLANTED IN LANDSCAPED ISLANDS OR PENINSULAS CONTAINING A MINIMUM SOIL AREA OF 145 SQUARE FEET PER TREE, ALLOWING FOR FLEXIBLE ARRANGEMENT BUT DESIGNED IN SUCH A WAY THAT EACH TREE IS SURROUNDED BY A MINIMUM RADIUS OF FOUR FEET OF SOIL AREA. ALL TREES SHALL BE PLANTED IN A SUITABLE SOIL VOLUME, IN A NORMAL SURFACE PLANTING ENVIRONMENT FREE FROM CONSTRUCTION DEBRIS, WITH AVERAGE SOIL DEPTHS WITH LIVE VEGETATION DECORATIVE GRAVEL, OR MULCH. CURBS ON LANDSCAPE ISLANDS OR PENINSULAS MAY CONTAIN OPENING TO RECEIVE STORM WATER RUNOFF IF ISLANDS OR PENINSULAS ARE PART OF BIORETENTION OR OTHER STORM WATER CONTROL MEASURE APPROVED BY THE DIRECTOR OF PUBLIC UTILITIES.
- ALL TREES (INCLUDING STREET TREES) SHOULD MEET THE FOLLOWING MINIMUM SIZE AT THE TIME OF PLANTING: SHADE TREES 2 INCHES CALIPER; ORNAMENTAL TREES 1 1/2 INCHES CALIPER; AND EVERGREEN TREES FIVE FEET IN HEIGHT. TREE CALIPER IS MEASURED SIX INCHES FROM THE GROUND.
- GRASS OF THE FESCUS, BLUEGRASS OR PERENNIAL RYE FAMILIES SHALL BE PLANTED IN SPECIES NORMALLY GROWN AS PERMANENT LAWNS IN CUYAHOGA COUNTY. IN SWALES OR OTHER AREAS SUBJECT TO EROSION, SOLID SOD, EROSION REDUCING NET, OR SUITABLE MULCH SHALL BE USED AND NURSEGRASS SEED SHALL BE SOWN FOR IMMEDIATE PROTECTION UNTIL COMPLETE COVERAGE IS ACHIEVED. GRASS SOD SHALL BE CLEAN AND FREE OF WEEDS AND NOXIOUS PESTS OR DISEASES. GROUND COVER SHALL BE PLANTED IN SUCH A MANNER AS TO PROVIDE 75 PERCENT COMPLETE COVERAGE AFTER TWO GROWING SEASONS.
- ALL LANDSCAPING MATERIALS SHALL BE INSTALLED AND MAINTAINED ACCORDING TO ACCEPTED NURSERY INDUSTRY PROCEDURES. THE PROPERTY OWNER SHALL BE RESPONSIBLE FOR CONTINUED, PERPETUAL MAINTENANCE OF ALL LANDSCAPING MATERIALS, AND SHALL KEEP THEM IN A PROPER, NEAT AND ORDERLY APPEARANCE, FREE FROM REFUSE AND DEBRIS AT ALL TIMES. ALL UNHEALTHY OR DEAD PLANT MATERIAL SHALL BE REPLACED WITHIN SIX MONTHS, OR BY THE NEXT PLANTING PERIOD, WHICHEVER COMES FIRST. THE SIZE OF THE NEW MATERIAL SHOULD EQUAL THE SIZE OF THE ORIGINAL MATERIAL WHEN IT WAS INSTALLED.
- ALL REQUIRED INTERIOR LANDSCAPING SHALL BE WITHIN CURBED AREAS WITH A LEAST DIMENSION OF 6 FEET. THERE SHALL BE A MINIMUM OF 4 FEET BETWEEN ALL TREES AND THE EDGE OF THE PAVEMENT WHERE THE VEHICLES OVERHANG.
- ALL TREES AND LANDSCAPING SHOULD BE WELL MAINTAINED. DEAD ITEMS SHOULD BE REPLACED WITHIN SIX MONTHS OR THE NEXT PLANTING SEASON, WHICHEVER OCCURS FIRST.
- PLANT SYMBOLS ARE TAGGED THIS: 



TAG	QUANTITY	COMMON NAME	BOTANICAL NAME	VARIETY	SIZE/SPACING
KB	193	KOREAN BOXWOOD	BUXUS MICROPHYLLA	KOREANA	1 GAL POT/ 4' O.C.
FB	100	FOUNTAIN GRASS	PENNISETUM SETACEUM	HAMEL N	1 GAL POT/ 4' O.C.
P/A	N/A	PERENNIALS / ANNUALS MASSES		MIX	18"-24" O.C.
MB	10	MULCH BED		BLACK	3" THICK



① NAVEJO BEIGE LAP SIDING
3/4" = 1'-0"



② SLATE GREY LAP SIDING
3/4" = 1'-0"



③ SLATE GREY PANEL SIDING
3/4" = 1'-0"



④ TOPIARY GREEN SHAKER SIDING
3/4" = 1'-0"



⑤ CHARCOAL ROOF SHINGLES
3/4" = 1'-0"



⑥ ARCTIC TRIM BOARD
3/4" = 1'-0"



⑦ EXTERIOR SCENCE LIGHTING
3/4" = 1'-0"

EXTERIOR FINISH SCHEDULE

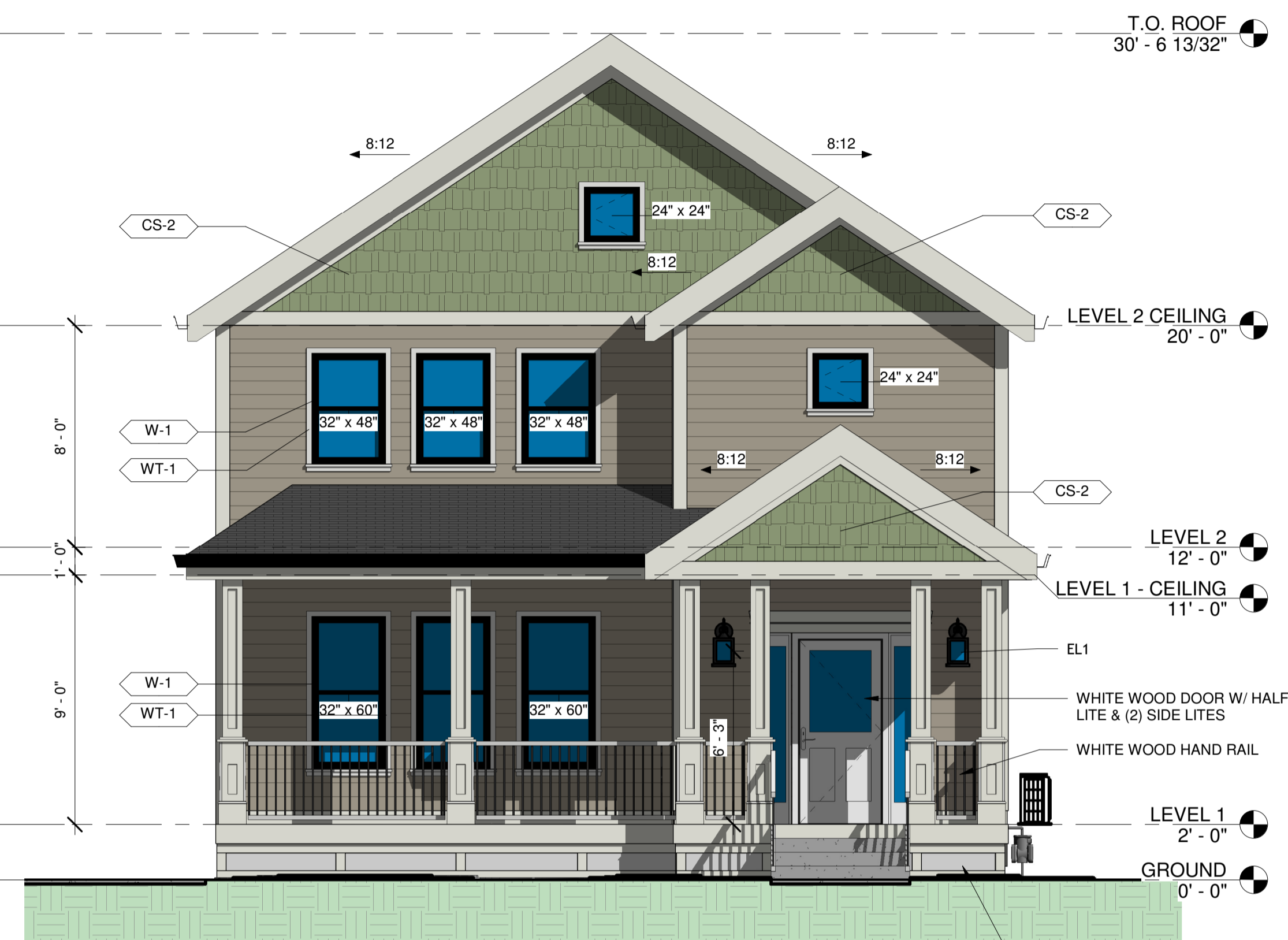
TAG	TYPE	MATERIAL	COLOR	REMARKS	SIZE
AS-1	ASPHALT SHINGLES	ASPHALT	CHARCOAL	GAF- ROYAL SOVEREIGN - 30 YEAR DIMENSIONAL SHINGLES	12" WIDE x 36" LONG W/ 5-5/8 EXPOSURE
CS-1	COMPOSITE SIDING	FIBER CEMENT	NAVAJO BEIGE	HARDIE BOARD - SELECT CEDARMILL - LAP SIDING	5-1/4" WIDE W/ 4" EXPOSURE
CS-2	COMPOSITE SIDING	FIBER CEMENT	TOPIARY GREEN	HARDIE BOARD - STAGGERED EDGE - SHINGLE SIDING	48" WIDE x 16" HIGH W/ 7" EXPOSURE
CS-3	COMPOSITE SIDING	FIBER CEMENT	SLATE GREY	HARDIE BOARD - SELECT CEDARMILL - LAP SIDING	
CS-4	COMPOSITE SIDING	FIBER CEMENT	SLATE GREY	HARDIE BOARD - PANEL SIDING - SIERRA 8	48" HIGH x 108" LONG
FB-1	FASCIA BOARD	COMPOSITE	ARCTIC WHITE	HARDIE TRIM BOARDS	
G-1	GUTTER & DOWNSPOUT	ALUMINUM	BLACK	5" ALUMINUM "K" STYLE SEAMLESS GUTTER	
GD-1	GARAGE DOOR	ALUMINUM	ARCTIC WHITE		
W-1	WINDOW	COMPOSITE	BLACK		
WT-1	WINDOW TRIM	FIBER CEMENT	ARCTIC WHITE	HARDIE TRIM BOARDS	3-1/2" WIDE & 3/4" THICKNESS

LIGHTING FIXTURE SCHEDULE

MARK	DESCRIPTION	WATTS/BULB	COUNT	FINISH
EL1	RINGGOLD COLLECTION 6"x12" WALL SCONCE	60	5	BLACK



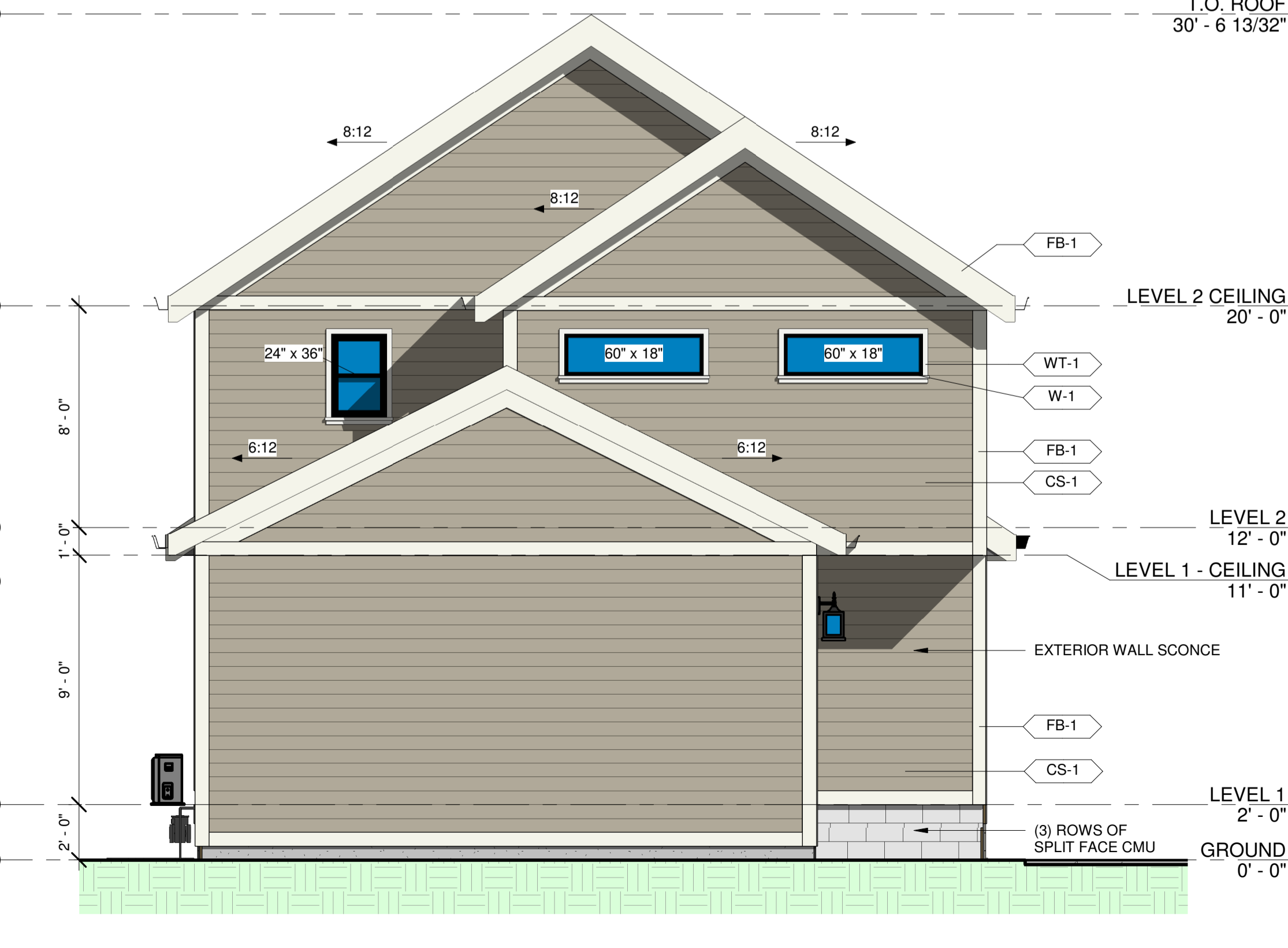
1 1,500 SF UNIT - EAST ELEVATION
1/4" = 1'-0"



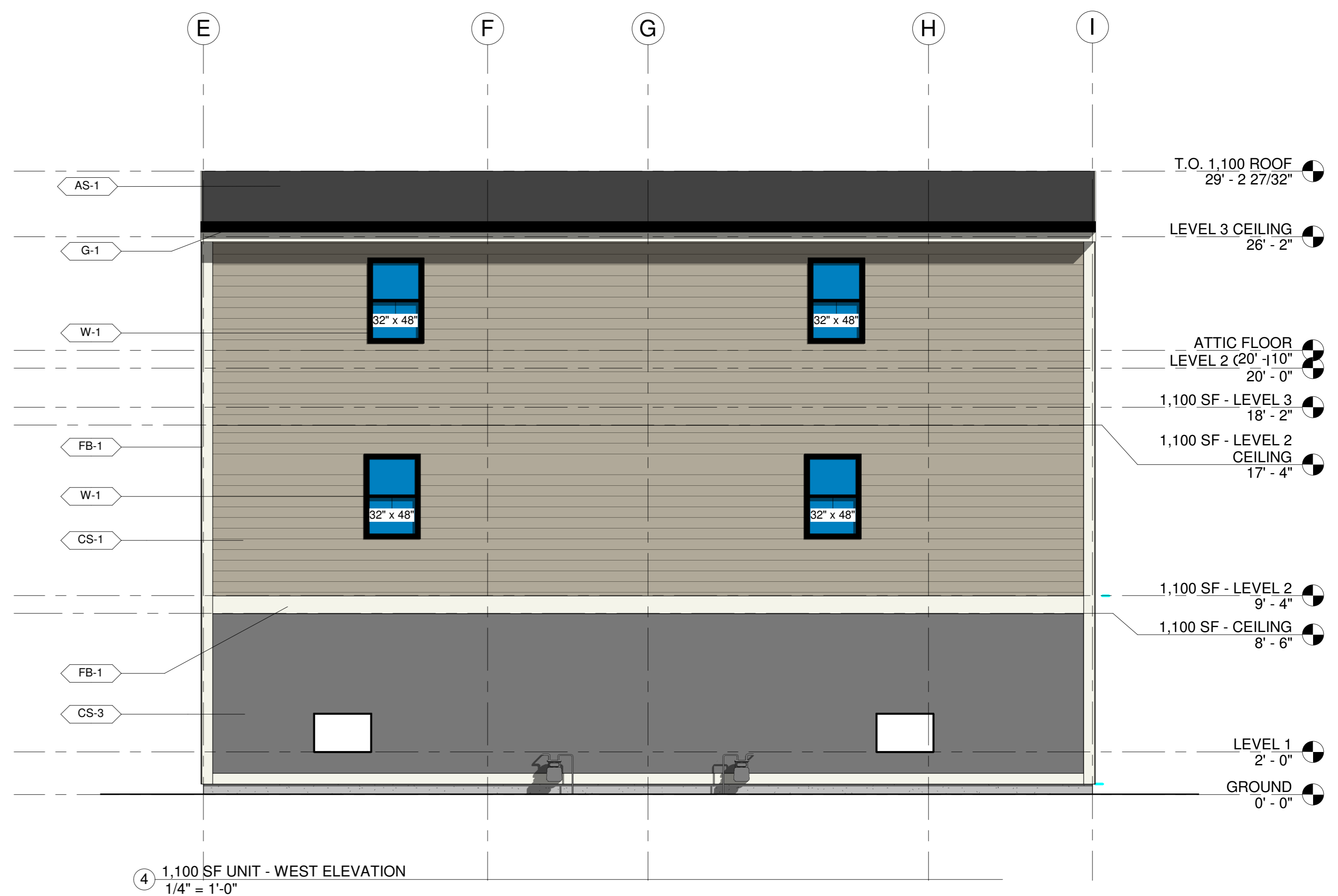
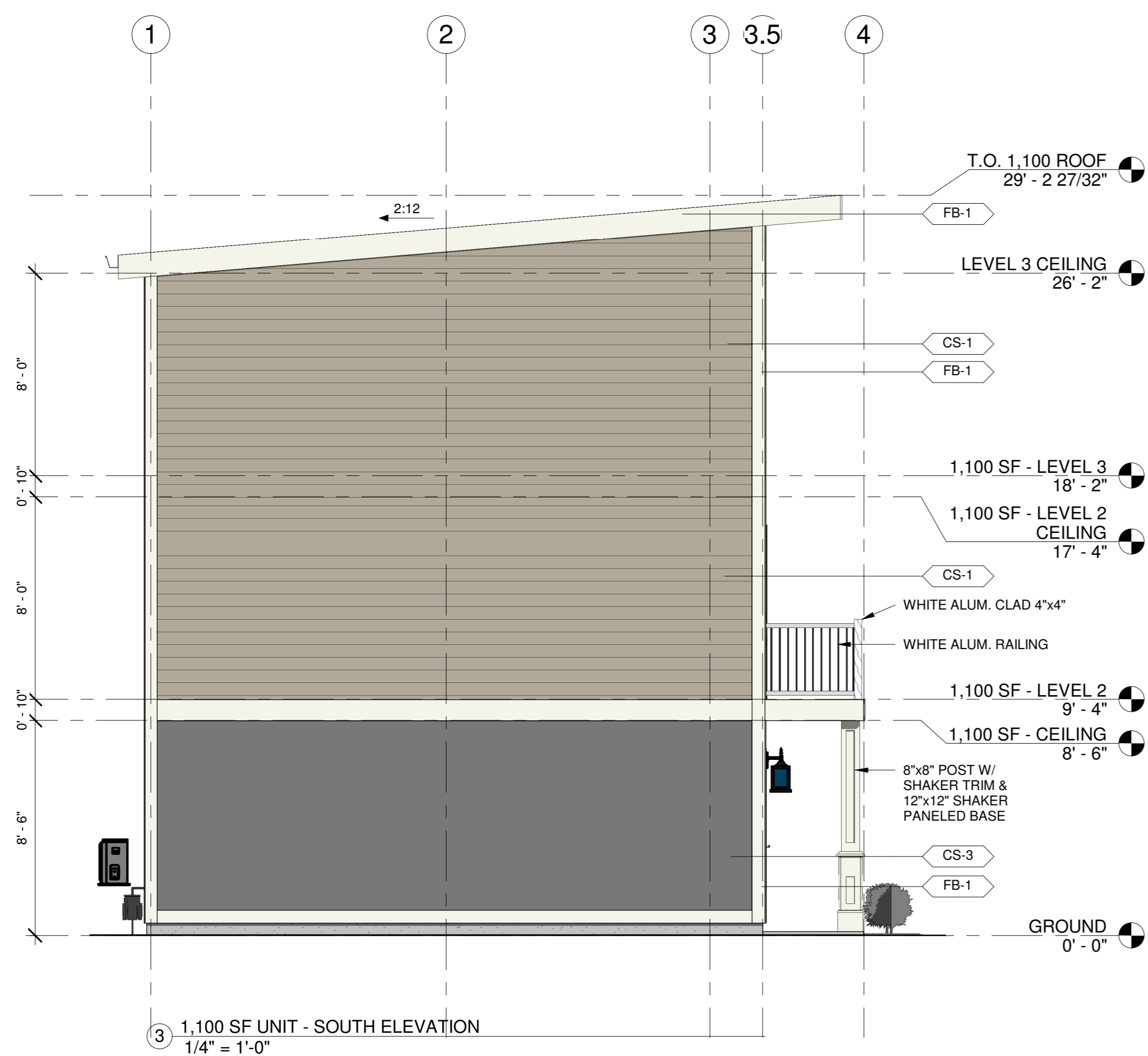
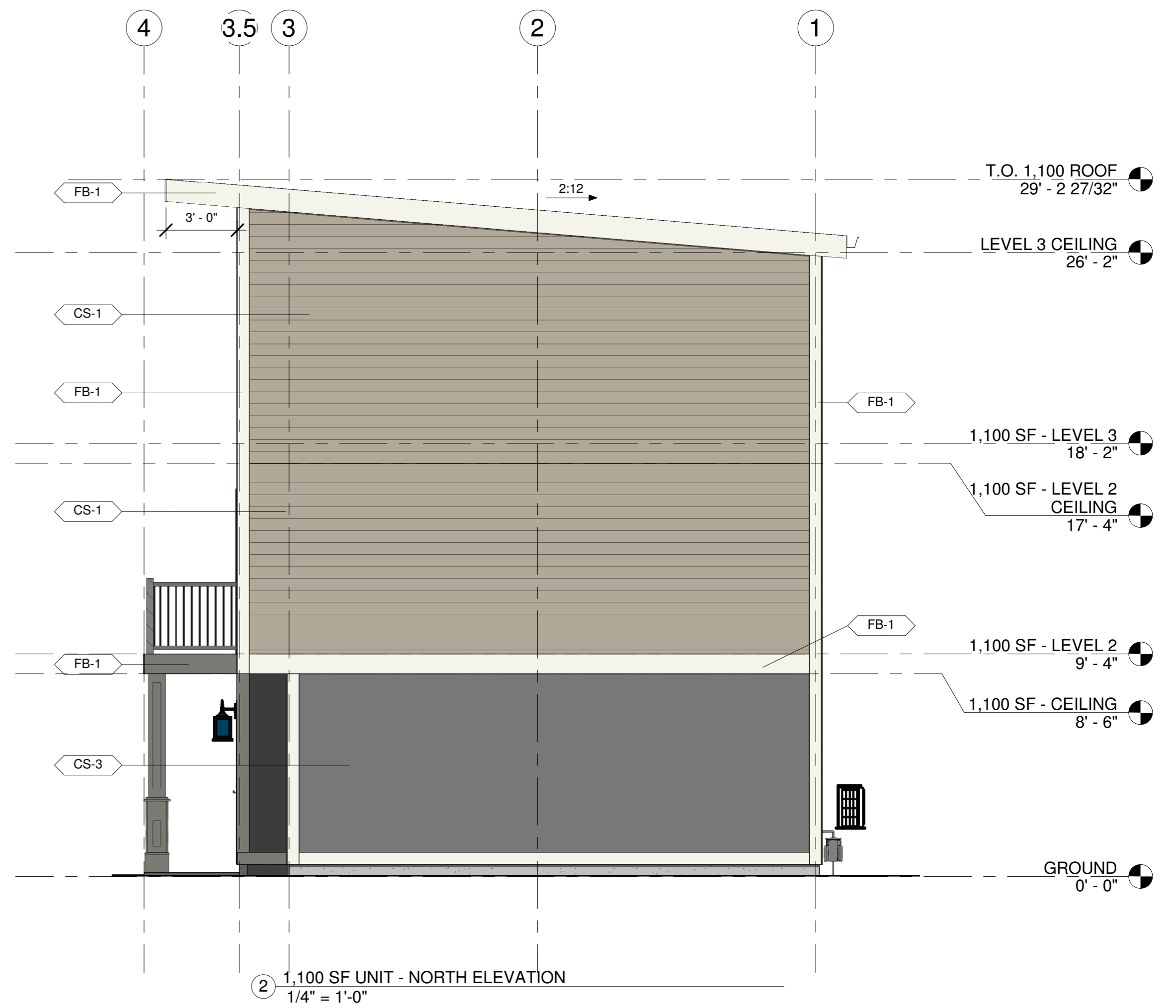
2 1,500 SF UNIT - NORTH ELEVATION
1/4" = 1'-0"

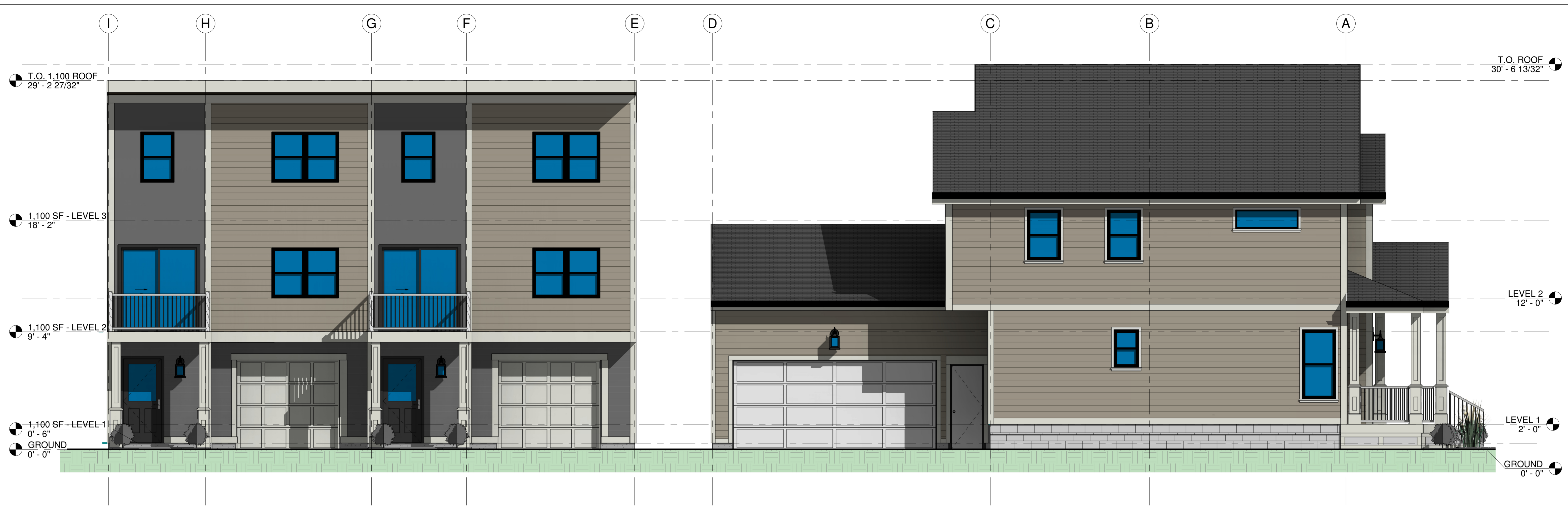


3 1,500 SF UNIT - WEST ELEVATION
1/4" = 1'-0"

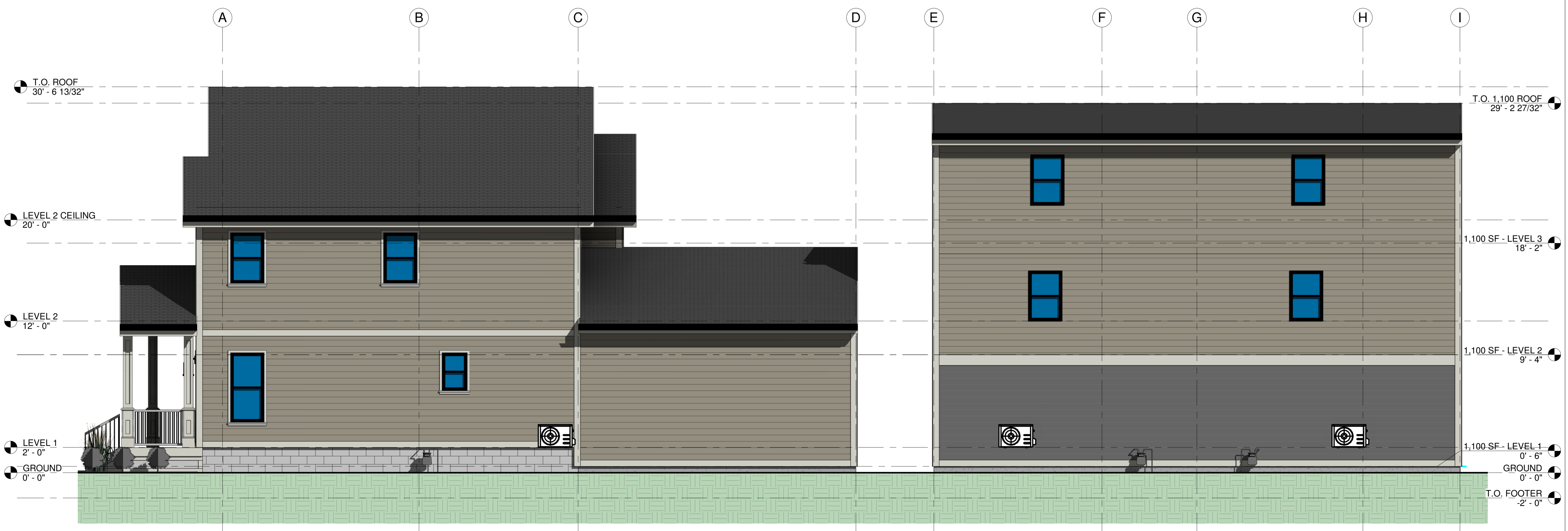


4 1,500 SF UNIT - SOUTH ELEVATION
1/4" = 1'-0"

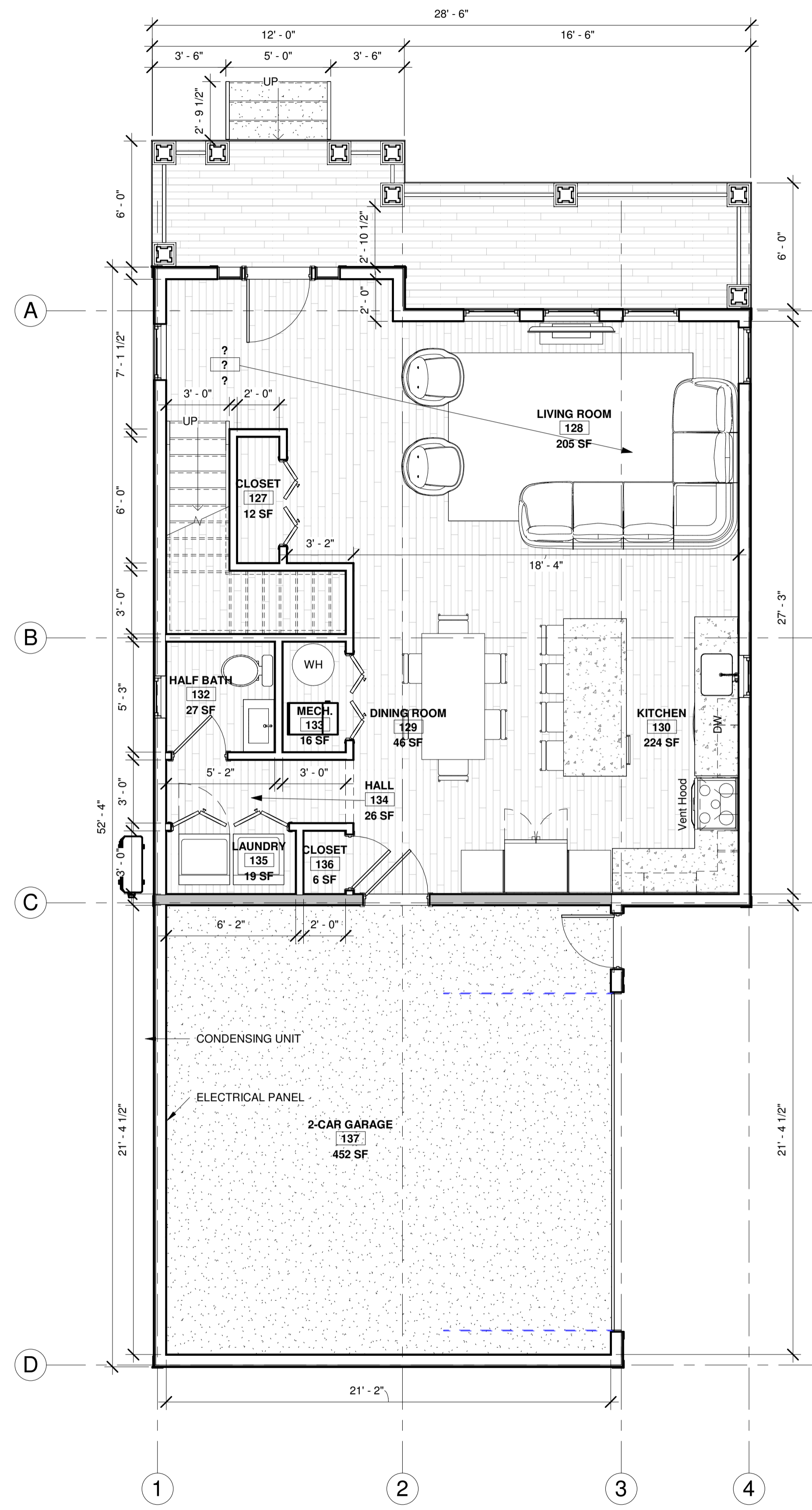




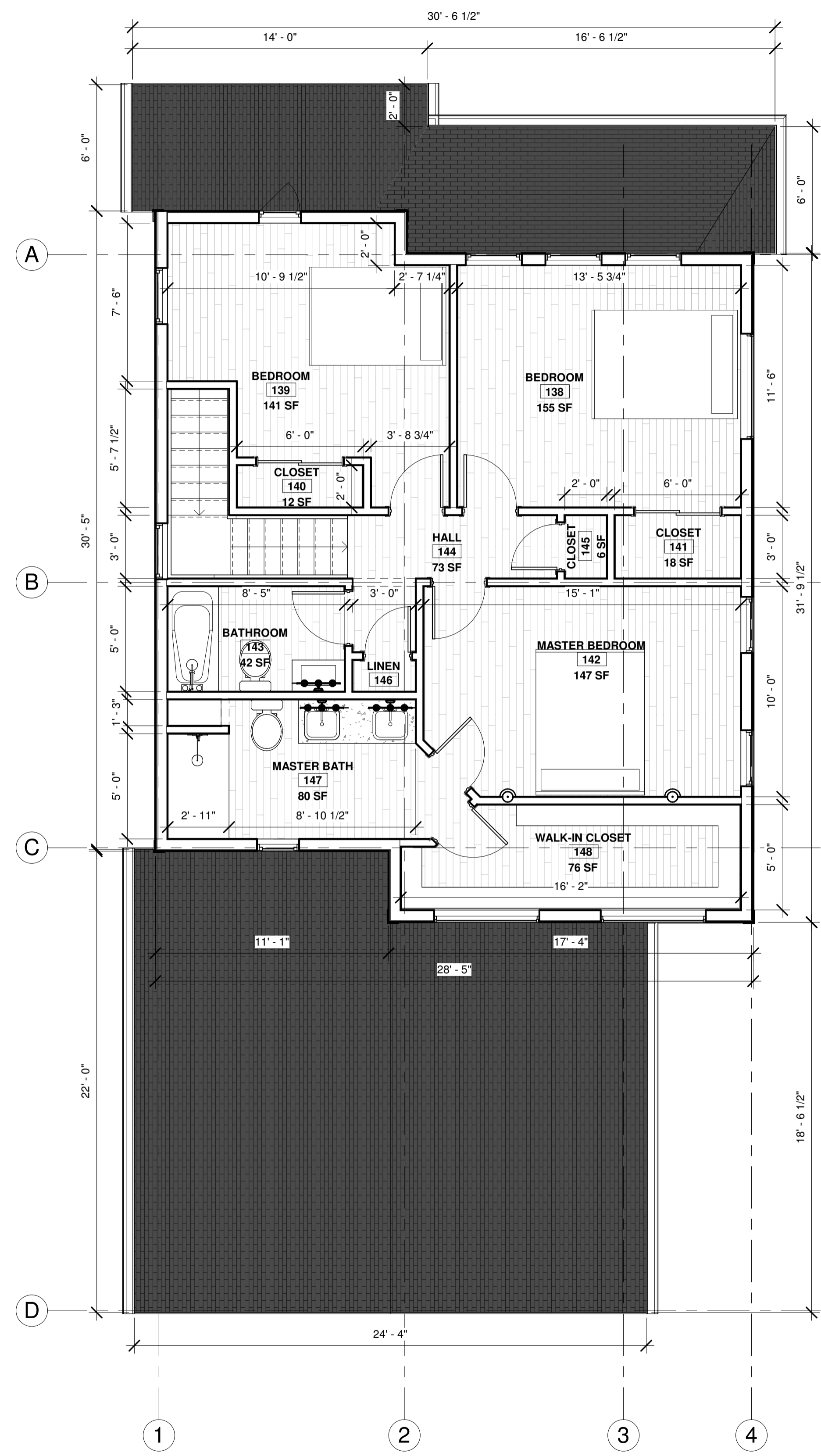
① EXTERIOR - EAST ELEVATION
1/4" = 1'-0"



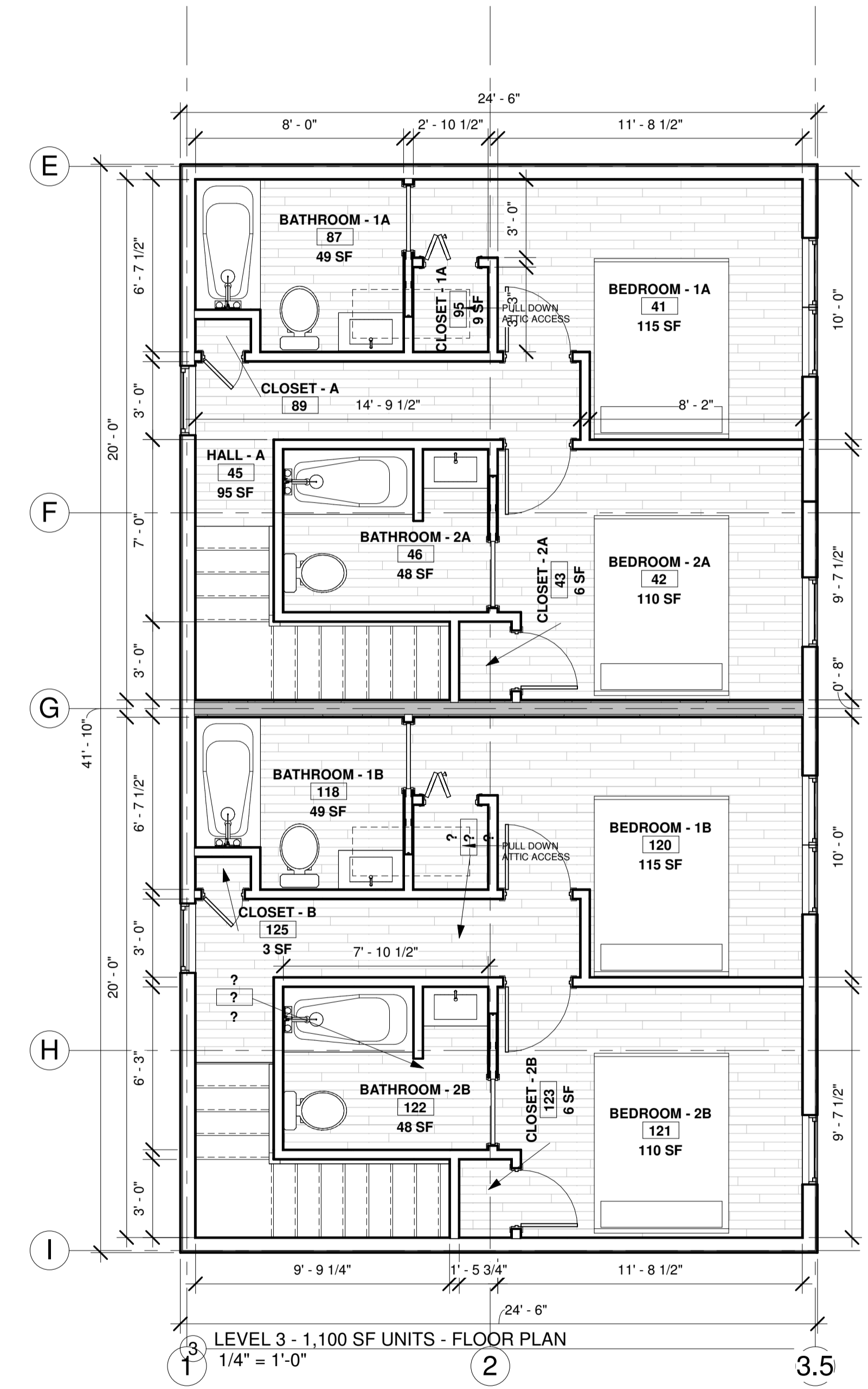
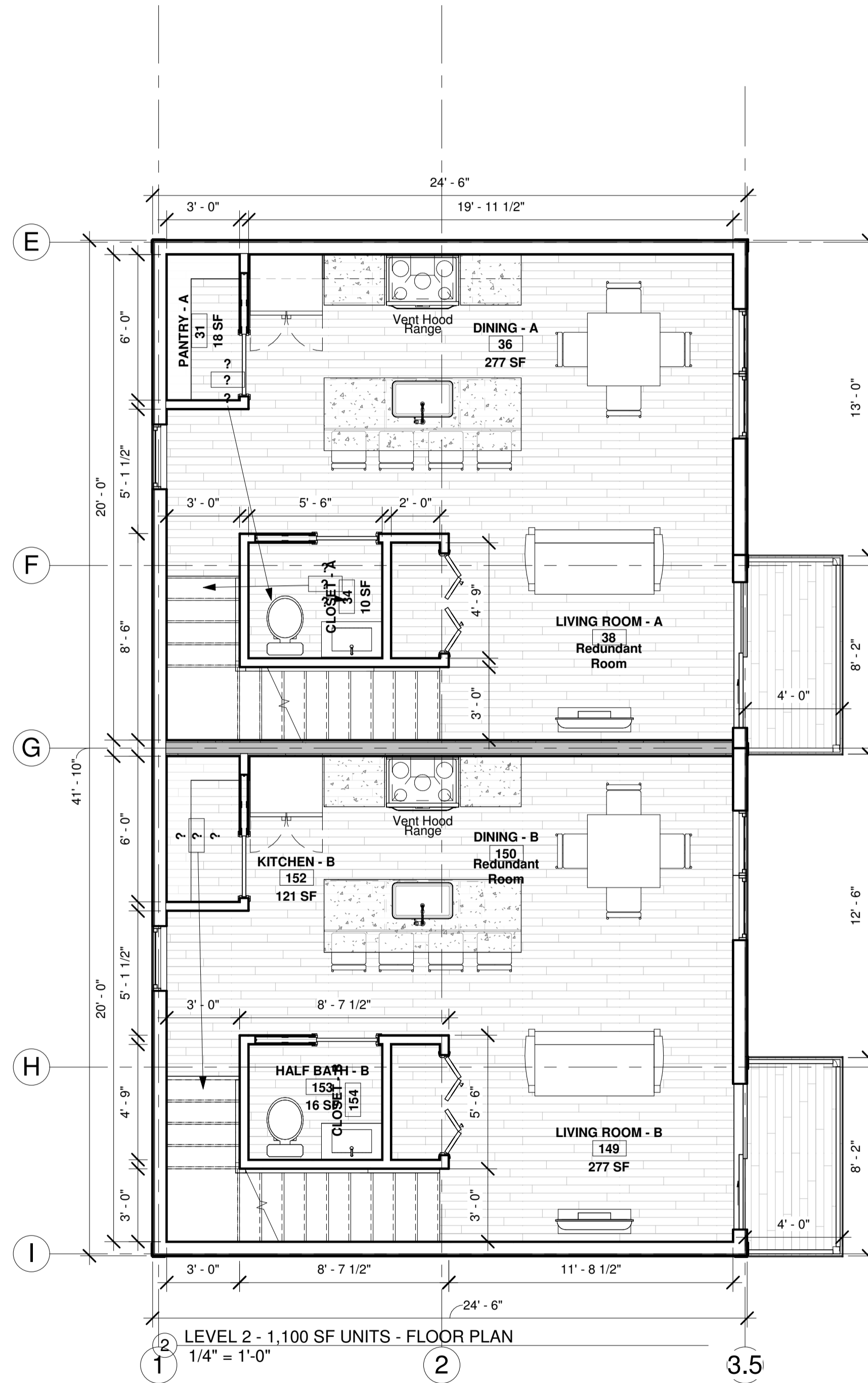
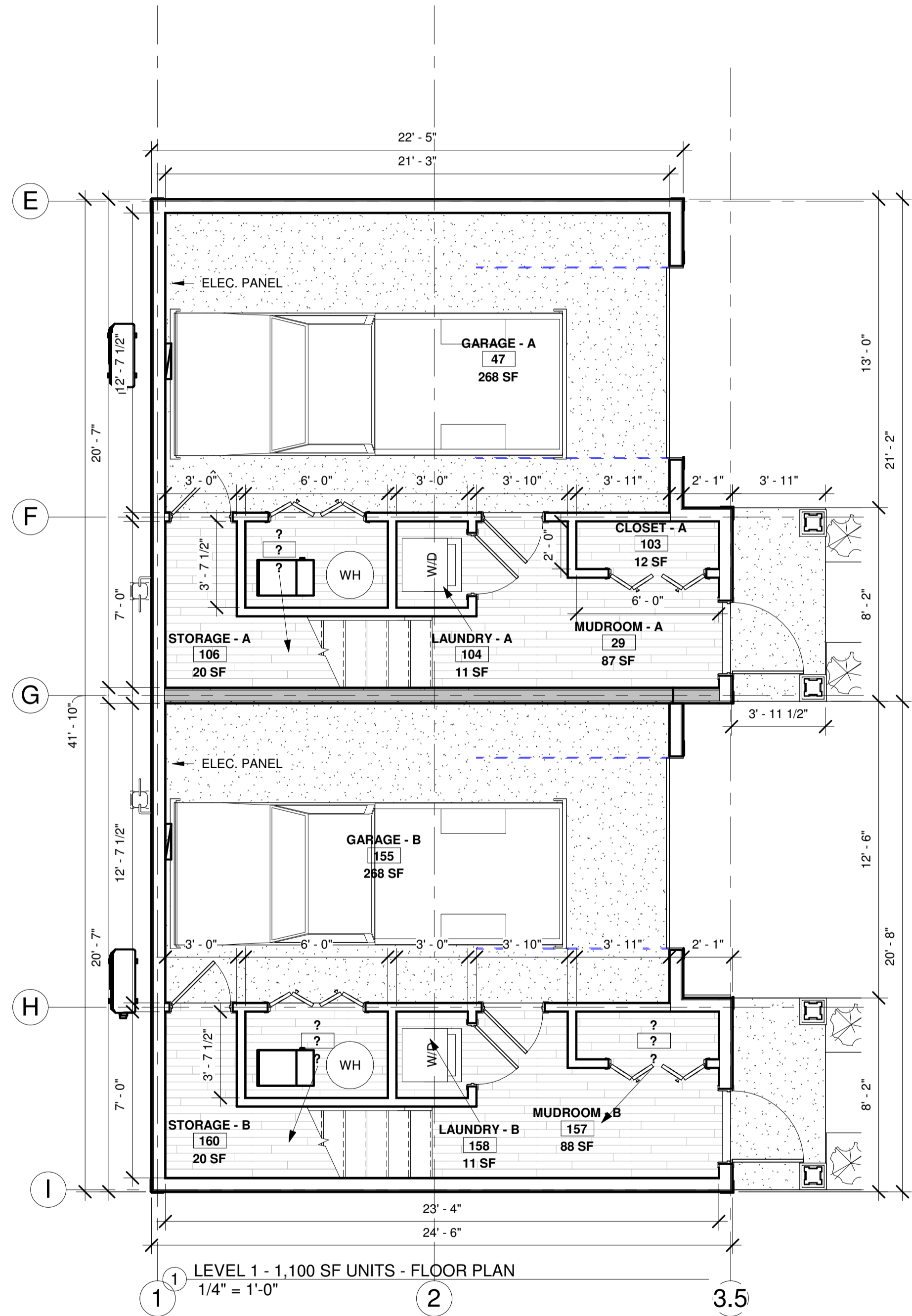
② full elevation - WEST
1/4" = 1'-0"



① LEVEL 1 - 1,500 S.F. UNIT - FLOOR PLAN
1/4" = 1'-0"



② LEVEL 2 - 1,500 S.F. UNIT - FLOOR PLAN
1/4" = 1'-0"



Case 25-080

Certificate of Appropriateness

Clifton/West Boulevard
Historic District

10022 Madison Avenue

Storefront Renovations

Project Representatives: Carleton Moore, CWM! Developers, Inc.

Ward 12: Councilmember Hudson

Schematic Review
completed October 9th,
2025



Palazzo Cleveland
Top rated



Cudell Recreation Center



Playground



Marion C Seltzer
Elementary



Car City Auto Sales



Garage Builders



1991 Madison Blvd
Recently viewed



Express Food Mart



Classic Gyro



Madison Ave

Madison Ave

West Blvd



130th St

W 101st St

West Blvd

W 99th St

W 99th St

W 98th St



samil project

1 message

CARLETON MOORE! <cwmservices2015@gmail.com>

Mon, Mar 23, 2026 at 1:44 PM

To: CARLETON MOORE! <cwmservices2015@gmail.com>

PROJECT DESCRIPTION

It is the owner's desires to reopen this existing building. That has been closed for years. Currently the building is just one large retail lease spaces. We are requesting the space be divided. There will be five retail tenant lease spaces in total. Which will require four new store front openings. The new store fronts will be designed to match the design elements of the existing storefront entrance. The sill and header heights will match existing. With a storefront window system to match in material and in color and texture of the existing storefront windows system. Replace all canvas open end awnings to match the existing in color and texture. The windows will have clear glazing. With aluminum framing to match existing. Changes will occur on the west elevation only. No proposed changes to the remaining existing elevations. No proposed changes to the existing site plan.











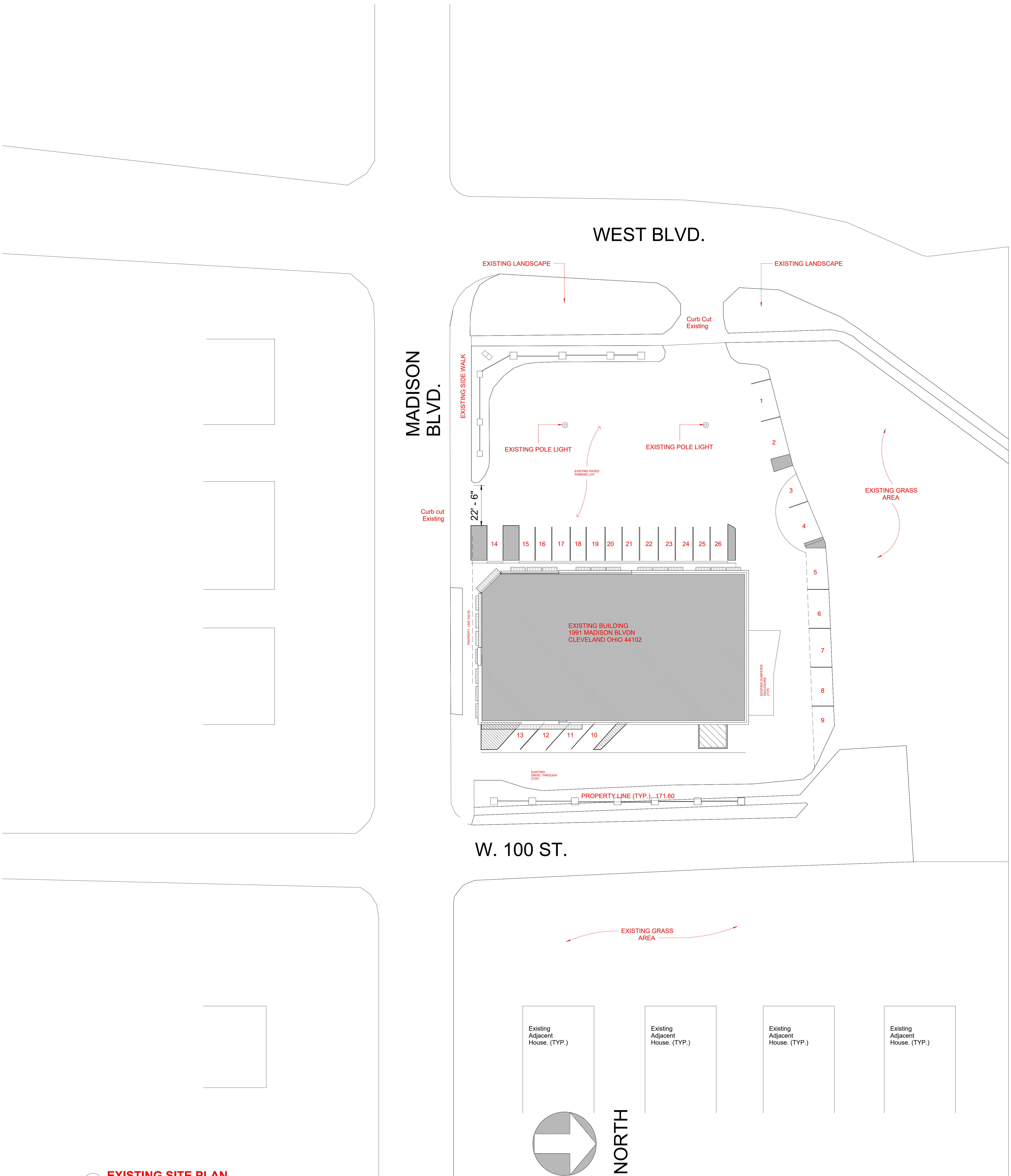


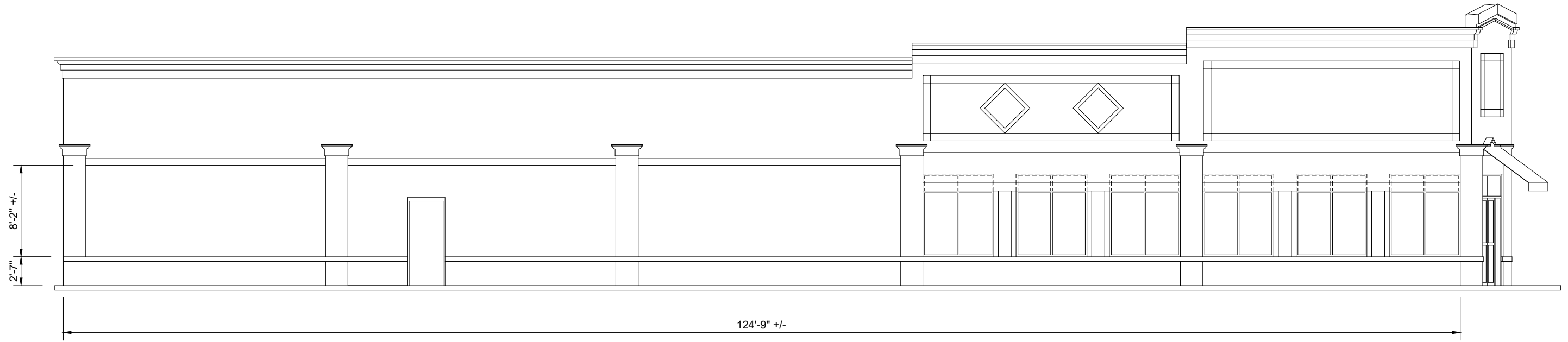


Existing West Elevation

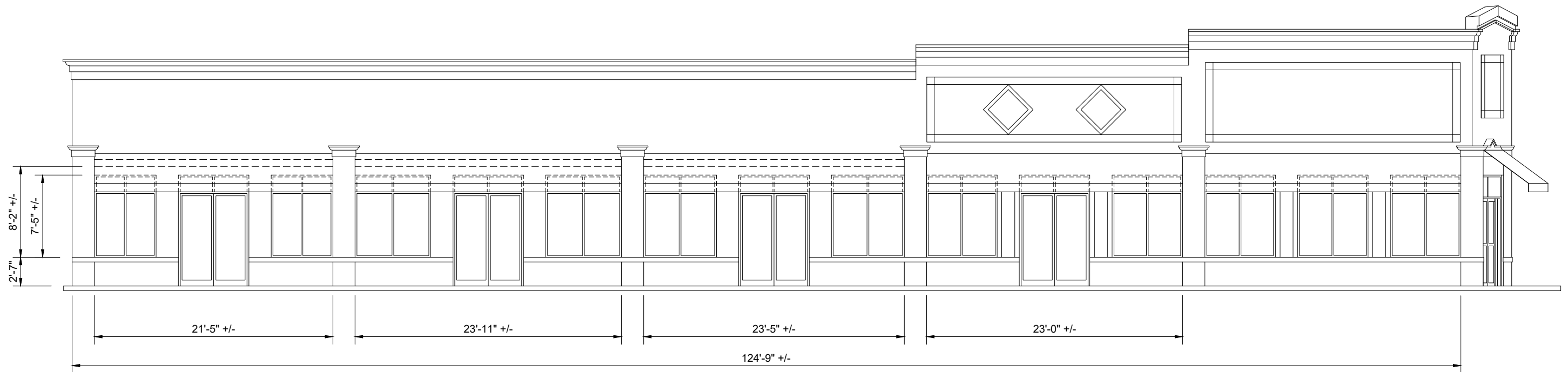


Proposed West Elevation





Existing West Elevation



Proposed West Elevation

WEST BLVD.

MADISON
BLVD.

EXISTING LANDSCAPE

EXISTING LANDSCAPE

Curb Cut Existing

EXISTING SIDE WALK

EXISTING POLE LIGHT

EXISTING PAVED PARKING LOT

EXISTING POLE LIGHT

Curb cut Existing

14

15

16

17

18

19

20

21

22

23

24

25

26

1

2

3

4

5

6

7

8

9

EXISTING GRASS AREA

EXISTING BUILDING
1991 MADISON BLVDN
CLEVELAND OHIO 44102

PROPERTY LINE (TYP.)


EXISTING DUMPSTER (TYP.)

EXISTING DRIVE-THROUGH

PROPERTY LINE (TYP.) 171.00

W. 100 ST.

EXISTING GRASS AREA

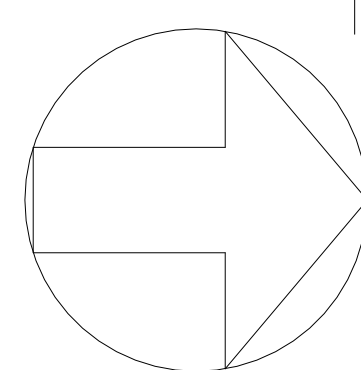


Existing Adjacent House. (TYP.)








Existing Adjacent House. (TYP.)

Existing Adjacent House. (TYP.)

Existing Adjacent House. (TYP.)



NORTH

SUMMARY OF RESULTS	TEST METHOD
Air Infiltration <0.1 L/s/m ² (<0.01 cfm/ft ²)	ASTM E283 
Design Pressure +/- 2400 Pa (+/- 50.13 psf)	ASTM E330 
Uniform Load Structural Test Pressure +/- 3600 Pa (+/- 75.19 psf)	ASTM E330 
Water Penetration 580 Pa (12.11 psf)	ASTM E331 
Thermal Transmittance U-Factor: 0.44	AAMA 1503-09 
Condensation Resistance Factor - Frame (CRFf): 49	AAMA 1503-09 
Condensation Resistance Factor - Glass (CRFg): 61	AAMA 1503-09 

GLAZING INFILL	U-FACTOR	SHGC	VT	CR
1" Clear SB60 #2 IGU	0.40	0.35	0.62	40
Add Argon Gas	0.36	0.35	0.62	41
Add 1/4" Clear Tmp BAP	0.30	0.30	0.51	41
Add Argon Gas + BAP	0.28	0.30	0.51	41
1" Bronze SB60 #3 IGU	0.40	0.29	0.37	40
Add Argon Gas	0.36	0.29	0.37	41
Add 1/4" Clear Tmp BAP	0.30	0.24	0.31	41
Add Argon Gas + BAP	0.28	0.24	0.31	41
1" Gray SB60 #3 IGU	0.40	0.27	0.31	40
Add Argon Gas	0.36	0.26	0.31	41
Add 1/4" Clear Tmp BAP	0.30	0.22	0.26	41
Add Argon Gas + BAP	0.28	0.22	0.26	41

ASTM E 90: Measures how effectively a building component reduces the transmission of airborne sound.

ASTM E 413-10: Calculates the Sound Transmission Class (STC) rating from test data to classify a product's sound insulation. A higher STC rating indicates better sound insulation.

ASTM E 1332-10a: Calculates the Outdoor-Indoor Transmission Class (OITC) rating, which measures how well a component reduces exterior noise. A higher OITC rating means better noise reduction.

GLAZING INFILL	STC 	OITC 
1" Laminated IGU	37	61



ARCHITECTURAL TESTING PERFORMED

ASTM E 283-04: Determines the rate of air leakage through exterior products under specified pressure differences across the specimen.

ASTM E 330-02: A test method for the structural performance of exterior products by uniform static air pressure difference.

ASTM E 331-00: A test method for the water penetration of exterior products by uniform static air pressure difference.

AAMA 1503-09: Measures the thermal transmittance (u-value) and condensation resistance of fenestration products. This test uses a hot box and cold box to simulate different temperatures, and is the basis for the NFRC ratings.

SUMMARY OF RESULTS	TEST METHOD
Air Infiltration <0.1 L/s/m ² (<0.01 cfm/ft ²)	ASTM E283 
Design Pressure +/- 2400 Pa (+/- 50.13 psf)	ASTM E330 

NFRC 100/200/500 COMPUTER SIMULATION (OTHER MAKEUPS AVAILABLE)

NFRC 100/200/500: A computer simulation test method that measures a product's energy performance (U-Factor, SHGC, VT, CR) based on computer simulations. It uses NFRC standards (100 for U-Factor, 200 for SHGC/VT, and 500 for Condensation Resistance) to ensure accurate ratings.

U-Factor (U-Value): The U-factor measures how well a product prevents heat from escaping. A lower U-factor means better insulation.

Solar Heat Gain Coefficient (SHGC): The SHGC indicates how much solar heat is let in. A higher SHGC means more heat gain. This is affected by glazing, number of panes, and coatings.

Visible Transmittance (VT): VT measures how much visible light passes through a product. A higher VT allows more daylight. Coatings and extra glass layers can reduce VT.

Condensation Resistance (CR): The CR measures the ability of a product to resist condensation on its interior surface. A higher CR means a better resistance to condensation.

GLAZING INFILL	U-FACTOR	SHGC	VT	CR
1" Clear SB60 #2 IGU	0.40	0.35	0.62	40
Add Argon Gas	0.36	0.35	0.62	41
Add 1/4" Clear Tmp BAP	0.30	0.30	0.51	41
Add Argon Gas + BAP	0.28	0.30	0.51	41
1" Bronze SB60 #3 IGU	0.40	0.29	0.37	40
Add Argon Gas	0.36	0.29	0.37	41

UNIFORM LOAD

A static air design load of 40 psf is applied in the positive and negative direction. Deflection will not exceed $L/175$ of the clear span of any framing member at design load. At structural test load (1.5 times the design load), no glass breakage or permanent set exceeding 0.2% of clear spans will occur.

WATER & AIR RESISTANCE

The system includes internal weep and drainage to the exterior to manage water. It is designed to provide weather-tight construction.

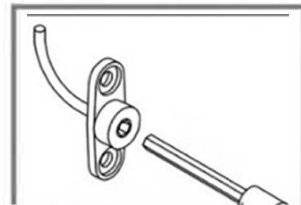
FABRICATION

The system supports versatile fabrication methods, including screw spline, shear block, stick, or punched opening fabrication. Components are shop fabricated to minimize field cutting and splicing.

OPTIONAL INTEGRATIONS

The system is designed for integration with other Capitol products, including FRP, flush, and stile aluminum doors, window inserts, and integral blinds.

STANDARD BLIND OPERATORS



(BLIND ACCESS PANEL):

Hinged sash with integrated 5/8" horizontal mini-blinds and 1/4" tempered glass

A gear-drive system operates the blinds; no magnets or strings

T-slot foam provides airtight seal, keeps out dust

Standard blind operator

Custodial maintenance access using (2) blind sash operating tools



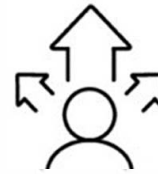


insulation and an impressive STC rating of 41, contributing to increased comfort and productivity for building occupants.



Long-Lasting Durability & Reliability

Enjoy exceptional longevity and robust performance of the 2" x 4-1/2" thermally broken frame, expertly engineered to withstand demanding conditions and provide years of reliable service.



Complete Design Versatility

Achieve a genuinely tailored appearance by adding Capitol doors, operable window inserts, integral blinds, and insulated panels.



MODEL 245T (THERMAL CENTER SET)

TECHNICAL SPECS + HIGHLIGHTS

MATERIAL STANDARDS

Extruded aluminum framing members are made from ASTM B 221, 6063-T5 alloy and temper. Trim metal is extruded aluminum with a minimum wall thickness of 0.060".

THERMAL BREAK

Features a pour and debridge thermal break system, with rigid thermal break isolators to prevent contact between exterior and interior aluminum members.

GLAZING GASKETS

Glazing gaskets are replaceable, compression-type, molded or extruded EPDM, designed to provide a watertight seal. The system is center glazed and accepts 1/4" or 1" glazing infill.

UNIFORM LOAD

A static air design load of 40 psf is applied in the positive and negative direction. Deflection will not exceed L/175 of the clear span of any framing member

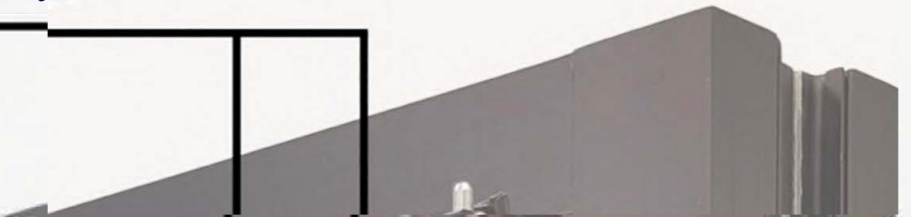
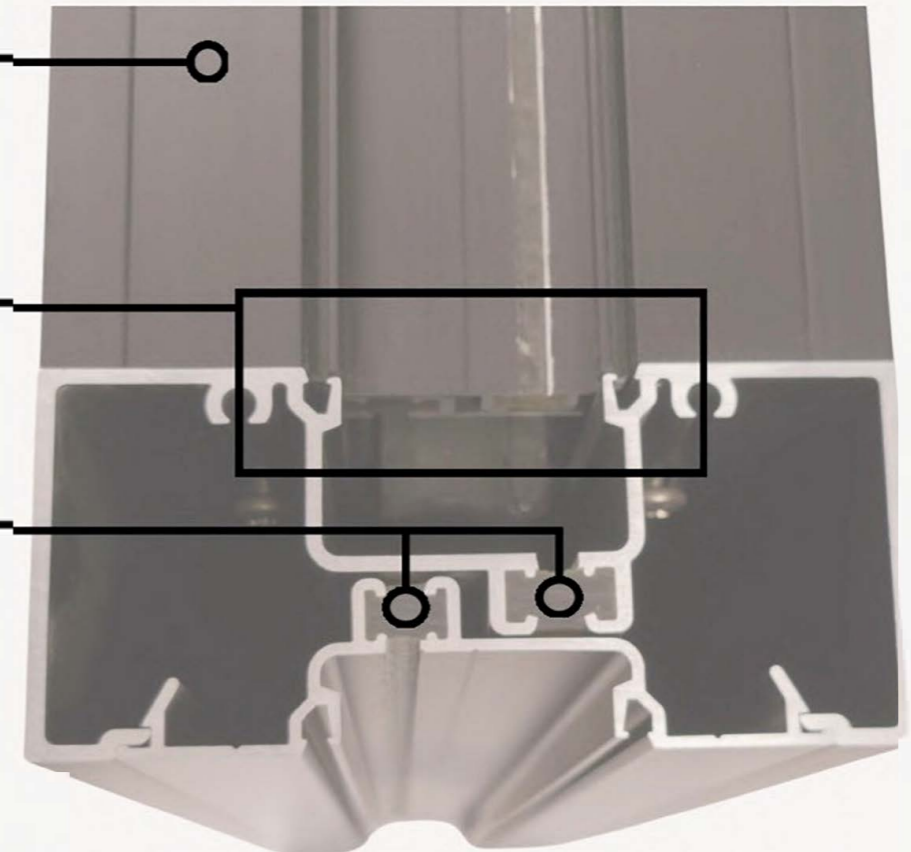
2" X 4 1/2"
NOMINAL
DIMENSION

Center-set, accepts
1/4" and 1" glazing
infill thickness


Pour and debridge
thermal break

OPTIONAL BAP
(BLIND ACCESS PANEL):

Hinged sash with integrated
5/8" horizontal mini-blinds
and 1/4" tempered glass



Discover the true potential of your commercial project. The Capitol 245T Thermal Storefront delivers distinct advantages, designed to enhance your building's performance and maximize your investment.



Reduced Energy Consumption

Our advanced pour and debridge thermal break minimizes heat transfer, contributing to lower operational costs and consistent indoor temperatures.



Enhanced Occupant Comfort

Experience quieter interior environments where indoor temperature is comfortably maintained, thanks to superior thermal insulation and an impressive STC rating of 41, contributing to increased comfort and productivity for building occupants.



Unlocking Design & Efficiency with Capitol 245T Storefront

The Capitol 245T Thermal Storefront System redefines energy efficiency and aesthetic versatility for commercial and architectural projects. Engineered with precision, this advanced system meets modern demands for high-performance building solutions, offering uncompromising design flexibility and structural integrity.

Ideal for low-rise and interior installations, the 245T features an innovative pour and debridge thermal break. This solution delivers superior insulation, significantly enhancing comfort, reducing energy costs, and aligning with modern sustainability goals by ensuring consistent indoor temperatures.

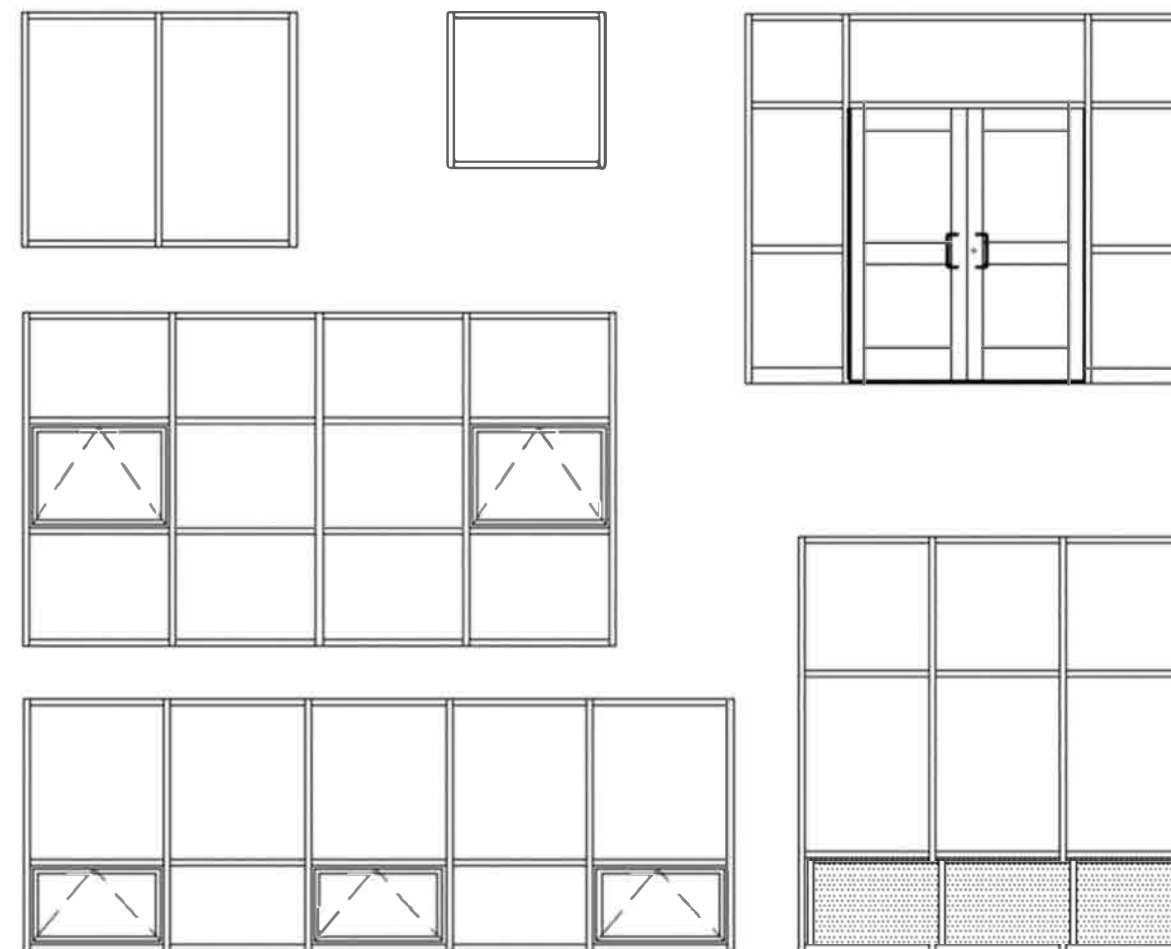
Warranty Protection

We stand behind the quality of our products with comprehensive warranties. Our focus on reliability and longevity help minimize contractor callback and ensure long-term customer satisfaction.

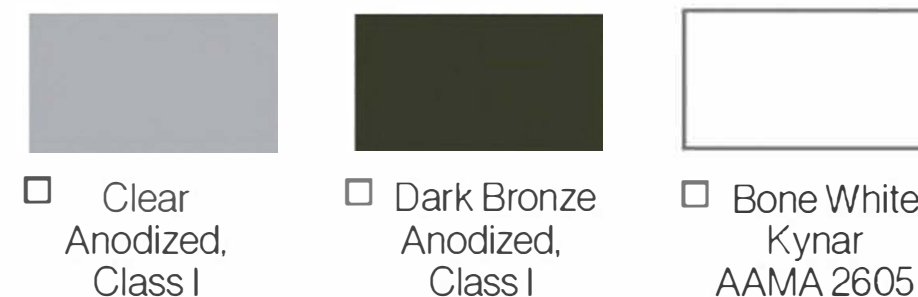


- Storefront - 3 years
- Anodize - 5 years
- Kynar 2605 - 10 years

Versatile Design Possibilities



Frame Finish Color Selections



* Custom color selections available upon request.

MODEL 245T (THERMAL CENTER SET) ALUMINUM STOREFRONT SYSTEM



SCAN



CAPITOL
Aluminum & Glass
Window & Door Specialists





54/127 Slope Mall Storefront Awnings

Decorative Fabrics Direct

A Division of Peachtree Fabrics, Inc. Fine Interior Fabric Since 1947

HOME FABRIC

OUTDOOR FABRIC

FAUX LEATHER

GENUINE LEATHER

COMMERCIAL FABRIC

MARINE FABRIC

DISCOUNT FABRIC

[Home](#) / [Outdoor Fabric](#) / [Shop By Use](#) / [Awning & Canopy](#)

High Performance Awning & Canopy Fabric

The perfect awning can add beauty and shade to any venue. Shop quality awning fabrics at distributor wholesale prices by the yard in a variety of colors for retractable and fixed awnings. Browse top brands including Outdura. All selections of sun shade awning material are mold resistant, water repellent, and have superb UV protection. Use these versatile canvas fabrics for awnings on windows, businesses, RV's, campers, or homes. They are great as a replacement fabric or for new installations.



If you care to refine your Awning Fabric search by fabric color please make selections below.



Current Filters

No filters applied

Sort By: **Featured Items** ▼

Color Family

- Black - Gray (23)
- Blue - Turquoise - Aqua (24)
- Brown - Beige (19)
- Green (8)
- Orange - Coral (2)




Color Family

- Black - Gray (23)
- Blue - Turquoise - Aqua (24)
- Brown - Beige (19)
- Green (8)
- Orange - Coral (2)
- Red - Pink (9)
- White (4)
- Yellow - Gold (1)




7180833 Outdura SOLIDS 60INCH
6039 STEEL BLUE Topping and
Awning Fabric

More **Colors** Available
2 Yards In Stock - More Yardage Available
\$29.99 Per Yard




7180832 Outdura SOLIDS 60INCH
6045 CORAL Topping and Awning
Fabric

More **Colors** Available
5 Yards In Stock - More Yardage Available
\$29.99 Per Yard




7180831 Outdura SOLIDS 60INCH
6023 DANDELION Topping and
Awning Fabric

More **Colors** Available
20 Yards In Stock - More Yardage
Available
\$29.99 Per Yard



7180830 Outdura SOLIDS 60INCH



7180829 Outdura SOLIDS 60INCH



7180828 Outdura SOLIDS 60I N





7180827 Outdura SOLIDS 60INCH
6041 CLASSIC ROYAL Topping and
Awning Fabric

More Colors Available

7 Yards In Stock - More Yardage Available

\$29.99 Per Yard



7180826 Outdura SOLIDS 60INCH
6078 CHERRY RED Topping and
Awning Fabric

More Colors Available

Special Order Only (10 Yard Minimum
Order)

\$29.99 Per Yard



7180825 Outdura SOLIDS 60INCH
6075 CRANBERRY Topping and
Awning Fabric

More Colors Available

Special Order Only (10 Yard Minimum
Order)

\$29.99 Per Yard



7180824 Outdura SOLIDS 60INCH




7180823 Outdura SOLIDS 60INCH



7180822 Outdura SOLIDS 60INCH





7180821 Outdura SOLIDS 60INCH 6061 STORM GREY Topping and Awning Fabric

More Colors Available

7 Yards In Stock - More Yardage Available \$29.99 Per Yard



7180820 Outdura SOLIDS 60INCH 6034 SAND Topping and Awning Fabric

More Colors Available


10 Yards In Stock - More Yardage Available \$29.99 Per Yard




7180819 Outdura SOLIDS 60INCH 6022 ROYAL NAVY Topping and Awning Fabric

More Colors Available


44 Yards In Stock - More Yardage Available \$29.99 Per Yard



7180818 Outdura SOLIDS 60INCH 6020 KHAKE Topping and Awning




7180817 Outdura SOLIDS 60INCH 6014 CATALINA BLUE Topping and



7180816 Outdura SOLIDS 60IN 6009 NATURAL WHITE Topping





7180815 Outdura SOLIDS 60INCH
6008 CADET GREY Topping and
Awning Fabric

More **C**olors Available

52 Yards In Stock - More Yardage Available

\$29.99 Per Yard




7180814 Outdura SOLIDS 60INCH
6007 AQUAMARINE Topping and
Awning Fabric

More **C**olors Available

Special Order Only (10 Yard Minimum
Order)

\$29.99 Per Yard




7180813 Outdura SOLIDS 60INCH
6005 BLACK Topping and Awning
Fabric


More **C**olors Available

5 Yards In Stock - More Yardage Available


\$29.99 Per Yard



7180812 Outdura SOLIDS 60INCH
6002 PACIFIC BLUE Topping and




7180811 Outdura SOLIDS 60INCH
6001 FOREST GREEN Topping and



7080722 MARATHON STORM
GRAY Topping and Awning Fa






7080721 MARATHON DOVE GRAY
Topping and Awning Fabric

More **C**o**l**o**r**s Available

Special Order Only (5 Yard Minimum
Order)

\$29.99 Per Yard



7080720 MARATHON CHARCOAL
GRAY Topping and Awning Fabric

More **C**o**l**o**r**s Available

Special Order Only (5 Yard Minimum
Order)

\$29.99 Per Yard







7080719 MARATHON SILVER
Topping and Awning Fabric

More **C**o**l**o**r**s Available

Special Order Only (5 Yard Minimum
Order)

\$29.99 Per Yard





7080715 MARATHON PACIFIC
BLUE Topping and Awning Fabric
More **C**olors Available
Special Order Only (5 Yard Minimum
Order)
\$29.99 Per Yard




7080714 MARATHON MARINE
BLUE Topping and Awning Fabric
More **C**olors Available
Special Order Only (5 Yard Minimum
Order)
\$29.99 Per Yard




7080713 MARATHON FOREST
GREEN Topping and Awning
Fabric
More **C**olors Available
Special Order Only (5 Yard Minimum
Order)
\$29.99 Per Yard



7080712 MARATHON BURGUNDY
Topping and Awning Fabric
More **C**olors Available



7080711 MARATHON
FIRECRACKER Topping and
Awning Fabric



6766411 4876-0000 MANHATTAN
FOG Awning Fabric
Special Order Only (5 Yard Minimum

